PLUMSTEAD TOWNSHIP

2027 BUDGET

Preliminary Budget Adopted on November 9, 2026.

TABLE OF CONTENTS

PLUMSTEAD TOWNSHIP | 2027 PRELIMINARY BUDGET

Cover **1**

Letter of Transmittal **3–4**

Budget Highlights and Staff Positions **5**

2027 Proposed Property Tax Budget Millage **6**

Budget Overview and Fund Summaries **7–13**

Capital Improvement Plan – Overview **14**

Conclusion **15**

2027 Summary of Funds **16**

Operating and Capital Fund Schedules **17–65**

2027–2031 Capital Improvement Plan Schedule **66**

Schedule A – Healthcare **67**

Schedule B – Property and Liability **68**

Schedule C – Workers' Compensation **69**

Schedule D – Debt Service **70**

Schedule E – Water Fund Debt Service **71**

Letter of Transmittal

PRESENTED: Preliminary Budget on November 9, 2026
Final Budget on December 9, 2026

TO: Plumstead Board of Supervisors

Introduction

The proposed 2027 Budget is presented here for your review and comment. The document has been prepared in three (3) sections as follows:

Letter of Transmittal

The Letter of Transmittal is an overview of the budget in commentary form, generally referred to as the Budget Message. It is prepared to provide the Board of Supervisors, administrative staff, and Township residents with a narrative review of significant factors affecting the proposed budget and highlight areas of relative importance in understanding the financial section. It also contains a summary of program and service delivery, cash position, and revenue and expense forecasts included in the budget.

Operating and Capital Funds Budgets

The 2027 Budget consists of twelve (12) Funds, each detailing in line-item format the projected revenues and proposed expenditures for the forthcoming year. Due to its size, a summary of the General Fund by revenue and expense category is also provided. An overall summary of the twelve (12) funds provides a financial snapshot of the organization.

Supporting Data

The Supporting Data or Budget Schedules offer an additional level of detail for specific line items in each Operating Budget. This information is provided to assist in understanding how specific budget appropriations have been developed. Where supporting data is available, a schedule letter is indicated in the budget document, and an alphabetical index is provided for easy reference. The Supporting Data should assist in further explaining the cost of Township services and provide more meaning to the budget projections.

The budget was developed by analyzing trends in revenues and expenditures from prior years, reviewing line-item details at the highest level, evaluating the appropriateness of current programs and services, and considering present economic conditions. Resources are allocated with the intent of maintaining accustomed service levels and providing needed capital improvements. The budget document is designed to provide the necessary information to understand and evaluate Township services from a financial perspective.

The Budget Format

The budget is presented in a line-item format using the Pennsylvania Chart of Accounts for Local Governments published by the State Department of Community and Economic Development (DCED). This format provides uniformity of account numbers and titles across department budgets and operating funds. Uniformity in the budget format and consistency in posting revenues and expenditures to the line-item accounts allow the Administration and Department Directors to monitor any variations in budget appropriations from year to year. It also simplifies the review of monthly financial statements and the coding of invoices for payment. This translates to improved accuracy in our cost accounting from year to year.

The PA Department of Community and Economic Development (DCED) recommends municipalities maintain a 5% to 10% reserve for unforeseen or emergency expenditures, to balance future budgets, and to avoid wide variations in tax rates from year to year. The 2027 fund balance reserves for all funds are represented on page 1.

The 2027 Budget format includes separate operating funds for General, Local Service Tax, Emergency Services, Park & Rec, Water, Open Space, Debt Service, Stormwater, Liquid Fuels, and Community Care. By detailing these services in separate funds, the true costs for these government functions are more easily identified. This provides the Board of Supervisors and Township Residents with a clear picture of how Township resources are allocated and what funding is necessary to continue these services.

Capital appropriations for general purposes are shown in the General Capital Fund, and capital appropriations for Fire and EMS are shown in the Fire & EMS Capital Fund. When necessary, interfund transfers along with other revenues dedicated to capital projects, provide funding for any proposed capital purchases or improvements.

Separating capital appropriations from operating revenues and expenditures eliminates the potential for widespread variations in government appropriations from year to year caused by one-time capital expenses. All operating funds include a line for ***Result from Operations*** and represent the difference between annual revenues and expenditures before inter-fund transfers. Inter-fund transfers are for capital reserves and appropriations, but can also be for appropriations to balance other operating budgets if necessary.

This budget format simplifies the budget preparation process and provides a quick and detailed analysis of the various appropriations and services included in the budget from year to year.

Budget Highlights

The Budget maintains municipal services at current levels and provides for daytime career fire services.

Appropriations in the 2027 Budget provide the resources needed to continue the high level of service our residents have come to expect. The appropriations support accustomed levels of police services, the maintenance of our public roads, park maintenance, water services, and the addition of career fire services.

The Budget funds necessary capital infrastructure needs and equipment acquisitions.

The proposed budget includes necessary appropriations to the Township's Road system, municipal buildings, park equipment and maintenance, and water system.

Staff positions in the proposed budget

2026 saw no increase in Administration staff but an increase of one Public Works staff member. There were no additional hires in the Police Department. Police Chief Dave Mettin was tasked with the additional responsibilities as Public Safety Director to analyze, assess, and implement the means necessary to ensure 24/7 emergency services are provided across Plumstead Township. A staffed daytime career Fire Service and Rescue Department led by a full-time Fire Chief serving under Public Safety Director Mettin was a goal met and achieved in 2026, reflected in the 2026 Budget. Four career firefighters were also hired in Q3.

Millage Allocation

In 2026, the Board of Supervisors allocated 18.69 mils collected annually in Real Estate Tax to fund the General Fund with 7.02 mils, Emergency Services Volunteer Fire and EMS with 1.555 mils, 3.75 mils for the Township Career Fire and Rescue Department, Fire and EMS Capital with 1 mil, Open Space Fund with 0.688 mils ($155,535), the Stormwater Fund with 0.5 mils ($113,035), the EMS Fund with 1.555 mils ($90,428), and the Fire & EMS Capital Fund with 1 mil ($226,069) and Debt Service with 4.177 mils. In 2026, the Board of Supervisors reallocated one mil from Debt Service to the General Fund. This allowed the Debt Service to draw down reserves and support the General Fund expenses.

The 2027 proposed Property Tax Budget Millage

The 2027 budget proposes property taxes at 18.69 mills, again for 2027. A breakdown of the millage (assuming all taxes are paid in the year they are due) is provided below:

	2026 Assessment is $228,752,550	
	Mils	Tax Revenue $
General Fund	6.0	1,377,090
Emergency Services Fund (Fire)	1.155	$264,209
Emergency Services Fund (EMS)	0.4	$91,501
Career Fire and Rescue Department	3.75	$857,822
Open Space Fund	0.688	$157,381
Debt Service Fund	5.177	$1,184,252
Fire & EMS Capital Fund	1.0	$228,752
Park, Recreation and Open Space Fund	0.5	$114,376
	18.69	**$4,275,383**

A homeowner assessed at the average assessment value of 41,443, will pay $947.00 per year in real estate property taxes or about $78.90 per month for Township services.

Budget Overview

The Township arranges its functions in the budget among twelve (12) different funds, each with specific purposes. While General Fund monies can be used for any legal expenditure, other funds have restrictions on the use of available dollars. For example, the Liquid Fuels Fund revenue may only be used to support the cost of projects that are approved under the PA State Liquid Fuels Department. These expenses include road maintenance, traffic lights, maintenance materials, drainage structures, roadway paving and reconstruction, and snow supplies (i.e., salt).

Revenues and expenditures in each fund therefore are specific to that fund and its legally allowable purpose(s). Interfund transfers, the transfer of dollars from one fund to another, occur only when appropriate and legally permitted.

The General Fund and Water Fund account for all personnel, fringe benefits and insurance, utilities, and routine maintenance and operational expenditures of the Township. Appropriations from other funds are limited to capital improvements or other designated purposes. The proposed budget shows the beginning and ending fund balances, projected revenues, and line-item appropriations for each Fund. The Budget is organized in this manner to show the true cost for these government functions.

A narrative summary of the financial position of each Fund and a highlight of projected revenues and proposed expenditures for the new fiscal year is provided below.

01 General Fund

The General Fund is the operating budget for general municipal purposes and includes appropriations for general government operations, including administration and finance, legal, Board of Supervisors, general engineering and other professional services, buildings and grounds maintenance, public works, parks and open space maintenance, police and code enforcement operations, planning and zoning administration, technology and repairs of tools and machinery.

The primary revenue sources for the General Fund are Real Estate Taxes, Local Enabling Act (Act 511) taxes, permit fees, grants, state-shared revenue and entitlements, and charges for services. Reimbursements also contribute to General Fund Revenue.

The Township levies a 1.0% earned income tax and shares this tax revenue with the Central Bucks School District (Township gets 0.5% and CBSD gets 0.5%). Act 511 Taxes (Earned Income Tax and Real Estate Transfer Tax) will generate approximately $5,400,000 in 2027, representing 63% of total revenues in the General Fund. Real Estate Taxes represent another 17% of total revenue at $1,377,090.

Transfer taxes are a tax on real estate sales within the Township. The tax rate is 2% of the sale price. The county government receives 1% of the tax proceeds, and the Central Bucks School District and Township share the remaining 1% equally.

Other significant sources of revenue in the General Fund include cable television franchise fees ($150,000), which have been declining over the years due to the popularity of streaming services over cable television, and cell tower and building rents ($80,000).

Revenue projections in the budget are based on an analysis of tax collection experience, prior year collection history, projected state shared revenue, and economic trends. The total estimated General Fund revenue for 2027 is $8,220,079.

The following chart shows the various sources of General Fund revenue used for the operation of the Township government:

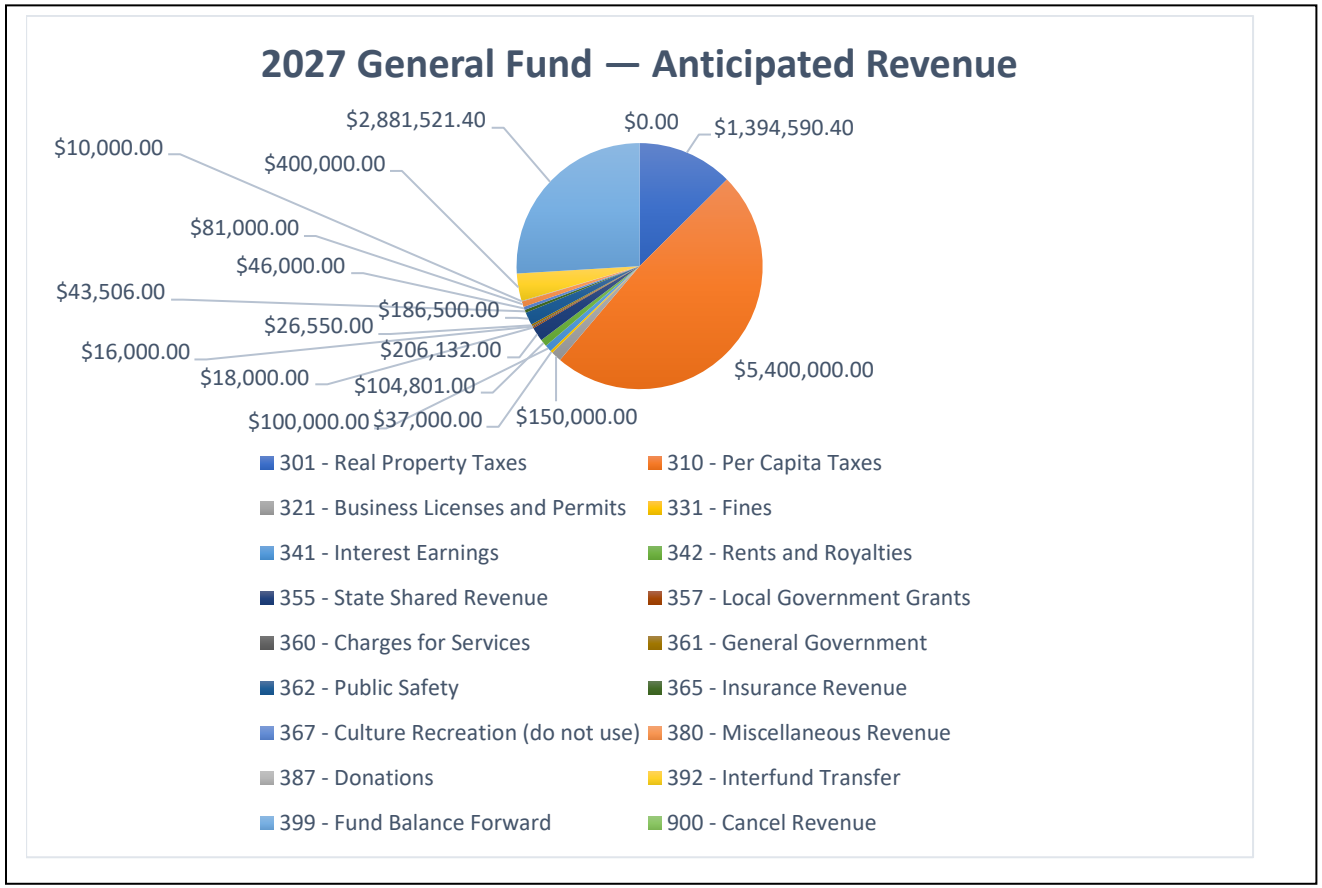

Proposed General Fund appropriations in 2027 total $8,572,802. The expense chart below identifies the primary drivers as Police (53%), Public Works (12%), Code Enforcement and Zoning (5.75%), and General Government Buildings and Administration, each at about 3.5%. It is noteworthy that the Township Career Fire and Rescue Department is funded by a separate fund along with volunteer fire services and ambulance services.

The following chart shows the proposed General Fund expenditures used for the operation of the Township government:

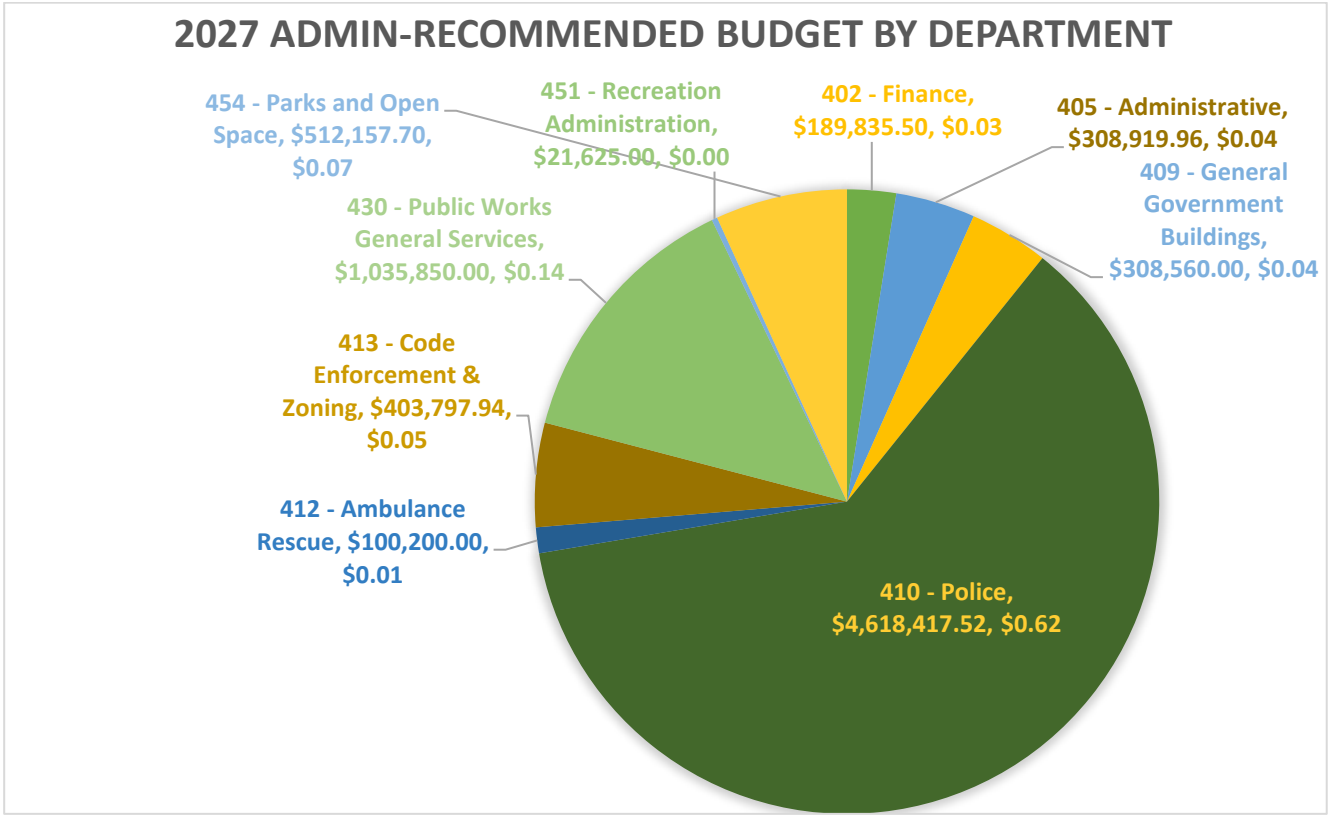

For 2027, the projected revenue is $8,220,079.40 with interfund transfers, and expenses are estimated at $8,572,802.00, resulting in a net loss of -$352,722.60. Therefore, a total of $352,722.60 will be used from the Township's fund balance (reserve funds) to balance the budget. As stated previously in this document, DCED recommends municipalities maintain a 5% to 10% reserve for unforeseen or emergency expenditures, to balance future budgets, and to avoid wide variations in tax rates from year to year. The Government Finance Officers Association (GFAO) recommends retaining about 16% of operations in reserves. Our anticipated fund balance of $2,488,798.80 meets this recommendation.

02 Local Service Tax Fund

The Township's Local Service Tax Fund (LST) is funded by the Local Service Tax charged to those who work in Plumstead Township ($52 annually). These funds are used for Police and Public Works-related capital purchases and projects. The 2027 Budget reflects the purchase of two (2) patrol vehicles and road maintenance to be determined by Public Works Director Bleam.

For 2027, projected revenue is $324,600, and projected expenses are $320,000, providing an estimated ending fund balance of $100,916.78.

03 Emergency Services Fund

1.555 mils are collected annually in property taxes which equals approximately $355,710. The tax money collected is distributed to the Plumsteadville Volunteer Fire Company (PVFC), Point Pleasant Volunteer Fire Company (PPVFC), Dublin Volunteer Fire Company (DVFC), Point Pleasant EMS (PPEMS), and Central Bucks EMS (CBEMS). The PVFC and PPVFC split 1.1 mils equally and 0.055 mils is distributed to the DVFC. The remaining 0.4 mils are split between the PPEMS (85%) and CBEMS (15%). The Emergency Services Fund collects an additional 3.75 mils to be allocated to the Plumstead Township Career Fire Service and Rescue Department. Total revenues for the Emergency Services Fund for 2027 are anticipated to be $1,219,032, and expenses are $1,480,235, utilizing reserves for the offset and ending the year with an estimated balance of $91,923.58.

04 Park and Recreation Fund

As park and open space maintenance demands increase, the 2027 Park and Recreation Fund will utilize 25% of the Open Space reserve, $167,397.30, to offset increasing park expenses. This fund is used for park-related capital purchases/improvements. Revenue for this fund generally comes from developer contributions to be used for park improvements. There is no dedicated real estate mileage at this time.

In 2027, Hanusey Park maintenance will drive the larger expenses, along with trail development and maintenance, and trail maintenance equipment purchase. This fund earmarks $165,000 in expenses for 2027. The ending fund balance for 2027 is projected to be $167,000, of which $110,000 is from an endowment specifically for Jennifer Schweitzer Park.

06 Water Fund

The Township charges a fee for its services, and these revenues support the cost of personnel, supplies, and equipment associated with the delivery of water. The funds generated from these fees offset these expenses, water facility operations and supplies, as well as professional management and oversight from North Wales Water Authority. Anticipated revenue for 2027 is $1,498,993.00, and expenses are estimated at $1,668,726. A Penn Vest Grant for $3.9 million was awarded in Q4 2026, which will offset the engineering costs accrued during 2026 associated with the interconnection of the Patriots Ridge Water main to Summer Hill/Summer Meadow. A reserve balance of $2,152,864.64 is anticipated at the end of 2027.

10 Open Space Fund

The Township's Open Space Fund is used for land preservation, including the annual monitoring of preserved properties. A total of 0.688 mils is collected annually in property taxes which equals approximately $157,381 for 2027.

The Open Space Fund balance rests at $669,589.00, of which 25% ($167,397.30) will be transferred to the Park and Recreation Fund for legislatively authorized maintenance costs. The remaining fund balance permits the Township to continue its preservation goal. The anticipated preservation will result in a final reserve estimate of $270,470.82 with a remaining annual milage revenue stream.

11 Debt Service Fund

4.177 mils were collected in 2026, down one mill from previous years. As mentioned, the 1 mil was reallocated to the General Fund for the 2026 Budget. Restoring the 1 mil to the Debt Service Fund will net $1,184,252 in revenue for the Fund.

The reallocation of the mil to the General Fund permitted the Debt Service reserves to be spent down. Debt Service expenses include the principal and interest payments for the Township 2016 General Obligation Bank Note 2; 2020 General Obligation Bond A; and the 2020 General Obligation Bond B. Total debt service to be paid in 2027 equals $1,207,733. Details on the existing debt service can be located on Schedule D of the Budget Document. The 2027 estimated fund balance is $381,576.74. The current milage will not meet the revenue needs to cover the debt service as of 2028.

30 General Capital Fund

The General Capital Fund accounts for revenues and expenditure related to capital equipment purchases and infrastructure improvement projects authorized by the Board of Supervisors. Revenues in the Capital Fund can come from a variety of sources, including grants, loans, contributions from development, and inter-fund transfers. There is no dedicated tax or funding source for capital appropriations.

The General Capital Fund also reflects a five-year annual loan payment of $105,000 for the purchase of a 10-wheel multi-use dump truck and an anticipated $40,000 loan for another Public Works dump truck in the 5-Year Capital Plan.

The 2027 Budget reallocates the .5 mil that has been dedicated to the Storm Water Fund. This provides $114,376.30 in revenue.

31 Fire and EMS Capital Equipment Fund

The Fire and EMS Capital Fund was established in 2023. This fund is dedicated to capital purchases for the EMS and Volunteer Fire Companies. A total of 1 mil is dedicated to this fund. One mil in 2027 is equivalent to $228,752.55.

PVFC will use $300,000 from the approved allocations of $100,000 in 2025, 2026, and 2027 to offset the difference in a grant for the purchase of apparatus to be titled to Plumstead Township. PPVFC is seeking funding assistance with capital projects and/or equipment. The budget reflects $20,186.47 in payments towards the purchase of the PPEMS (Lucas and Lifepak). Expenses are budgeted and conditioned upon the board of supervisors, being presented with proposals for consideration before funds are released. For 2027, the beginning balance is anticipated to be$ 258,475.97. Projected revenue is $234,502.00 and projected expenses are $420,186.47. The 2027 ending fund balance is anticipated to be $72,791.50.

32 Stormwater Fund

The stormwater fund was established in 2021 to be utilized for all state-mandated stormwater MS4 projects. The most recent PADEP MS4-mandated projects were completed in 2026. No new projects are scheduled for 2027. The cost of MS4 reporting is also paid by the Stormwater Fund.

Revenue from this fund is generated from 0.5 mils, and the Stormwater Exemption fee is collected from projects exempt from stormwater management per the Township's ordinance. For 2027, .5 mil is allocated to the General Capital Fund. $400,000 in reserves is being diverted to the General Fund. The only anticipated revenue will be generated by fees, netting approximately $13,000. The projected fund balance at the end of 2027 is $190,135.48.

35 State Liquid Fuels Fund

This fund accounts for the Township's share of Liquid Fuels Tax dollars provided by the Commonwealth of PA for the maintenance of local roadways. Funds are generated through a tax on motor fuels. The Township's allocation of these 2027 tax dollars is estimated to be $470,862.52, down from $474,492 in 2026. These funds are restricted by the State and can only be used for projects that are approved by the State.

This fund accounts for the cost of maintenance services of the Township's streets and allocates expenditures for street lighting, snow supplies, street cleaning, roadway paving and reconstruction, roadway maintenance, drainage structures, and repairs to street signs and traffic control devices. Road projects budgeted for 2027 are included in the Major Road Construction line item. The main 2027 project is Phase 2 of Landis Green.

For the end of 2026, the fund balance is anticipated at $81,529.23 and projected expenses are $477,500.00 with an ending fund balance of $79,391.75.

94 Community Care Fund

The Community Care Fund is primarily used to fund the Police Department's "Shop with a Cop" program. Revenue comes from donations made to the Shop with a Cop program by local businesses and residents.

For 2026, the ending fund balance is $43,671.39. Projected revenue is $25,100 and the projected expenses are $25,000 with an ending fund balance of $43,771.94

2027 – 2031 Capital Improvement Plan

The Township's budget contains a 5-year capital improvement plan (CIP) that represents a multi-year schedule of major, needed improvements to the Township's physical property, including equipment and infrastructure.

Plumstead Township created a CIP to proactively plan for future capital needs so that the Board can anticipate the Township's upcoming capital needs and prioritize their completion based on available funds. Proactively addressing capital needs also can save the Township money throughout the plan.

Having a CIP for township-owned roads helps to extend the life of a road, reduce maintenance, and keep roads in a safe condition for residents to travel on. Replacing aging patrol vehicles can ensure a rapid police response time and having a vehicle

replacement plan for public works prevents sudden increases in vehicle maintenance and can prevent lost productivity if a vehicle were to break down while in use. Repairing walking paths and enhancing play systems increases the safety of the residents who use those facilities. It also assures residents when to expect major infrastructure changes to occur.

Projects included in the CIP generally have a long life expectancy and high cost. Some projects involve one-time purchases, such as vehicle replacement, while others involve multi-year construction plans. Additionally, some projects are replacements or upgrades to existing equipment and facilities, while others bring new assets to the Township.

While projects require funds to complete and, in some cases, maintain, the Township takes careful consideration of how best to allocate resources. Each department has a specific mission and objectives for the upcoming years, and they propose which projects are the highest priorities needed to achieve their goals.

Capital improvements taking place in the current year are included in the budget. Future projects are subject to change as priorities evolve and funds become available and each year, the Township continues to project future capital needs.

Conclusion

A review of the proposed 2027 Budget will show that the Township is maintaining municipal services of public works, administration, police, parks and recreation, and water services.

The 2027 Budget does not propose any new property taxes. The 2027 Budget holds the customer water rates steady for the 2,727 township residents served by the Plumstead Township Water system. Any fee increases for 2027 will be adopted in the 2027 Fee Schedule at the annual Board of Supervisors Reorganization on the first Monday in January 2027.

A homeowner assessed at the average assessment value of 41,443, will pay $947.00 per year in real estate property taxes or about $78.90. per month for Township services.

In 2027, the Board of Supervisors allocated 18.69 mils collected annually in Real Estate Tax to fund the General Fund with 6.02 mils, Emergency Services Volunteer Fire and EMS with 1.555 mils, 3.75 mils for the Township Career Fire and Rescue Department, Fire and EMS Capital with 1 mil, Open Space Fund with 0.688 mils, the General Capital Fund with 0.5 mils, the EMS Fund with 1.555 mils, and the Fire & EMS Capital Fund with 1 mil and Debt Service with 5.177 mils. The one mil the Board of Supervisors reallocated in 2026 from Debt Service to the General Fund is restored to Debt Service.

Allocating resources wisely for the health, safety, and welfare of the community is a crucial step in maintaining accustomed service levels that will enhance the quality of life currently enjoyed by our residents. The proposed 2027 Budget provides the necessary resources for the Township organization to achieve the goals and priorities established by the Board of Supervisors. This budget document is presented here for your consideration, and the Administration will be pleased to address any questions on the document.

Respectfully Submitted,

Stacey Mulholland
Township Manager

2027 SUMMARY OF FUNDS

OPERATING AND CAPITAL FUNDS	BEGINNING BALANCE (Reserves)	2027 REVENUES	2027 EXPENSES	2027 RESULTS: OPERATIONS	Transfers	ENDING BALANCE	FUND CODE
General Fund	2,881,521.40	8,220,079.40	8,572,802.00	(352,722.60)	(40,000.00)	2,488,798.80	01
Local Service Tax Fund	96,916.78	324,000.00	320,000.00	4,000.00	—	100,916.78	02
Emergency Services Fund	181,126.44	1,391,032.30	1,480,235.16	(89,202.86)	—	91,923.58	03
Park & Recreation Fund	163,432.27	2,000.00	165,000.00	(163,000.00)	167,000.00	167,432.27	04
Water Fund	2,322,598.50	1,498,993.00	1,668,726.86	(169,733.86)	—	2,152,864.64	06
Open Space Fund	669,589.02	162,881.80	395,000.00	(232,118.20)	(167,393.00)	270,077.82	10
Debt Service Fund	295,852.98	1,295,252.00	1,209,528.24	85,723.76	—	381,576.74	11
GF Capital Fund	5,579.67	1,000.00	145,000.00	(144,000.00)	154,376.30	15,955.97	30
Fire & EMS Capital Fund	258,475.97	234,502.00	420,186.47	(185,684.47)	—	72,791.50	31
Stormwater Fund	584,135.48	13,000.00	7,000.00	6,000.00	(400,000.00)	190,135.48	32
State Liquid Fuels Fund	81,529.23	475,362.52	477,500.00	(2,137.48)	—	79,391.75	35
Community Care Fund	43,671.39	25,100.00	25,000.00	100.00	—	43,771.39	94
TOTAL — 12 SUMMARY	**7,584,429.13**	**13,643,203.02**	**14,885,978.73**	**(1,242,775.71)**	**(286,016.70)**	**6,055,636.72**	

01General Fund 2027 Revenue Summary

Fund	Department	Prior Year 3 Approp Revenue	Prior Year 3 Actual Revenue	Prior Year 2 Approp Revenue	Prior Year 2 Actual Revenue	Prior Year Actual Revenue	Anticipated Revenue Comparison
01 - GENERAL FUND	301 - Real Property Taxes	$1,322,000.00	$1,345,989.50	$1,322,000.00	$1,352,098.98	$1,563,762.42	$1,394,590.40
	310 - Per Capita Taxes	$4,700,000.00	$5,229,896.59	$4,700,000.00	$5,372,501.21	$5,131,075.59	$5,400,000.00
	321 - Business Licenses and Permits	$250,000.00	$234,816.46	$250,000.00	$220,388.60	$153,833.40	$150,000.00
	331 - Fines	$28,000.00	$38,200.44	$28,000.00	$46,923.87	$34,947.31	$37,000.00
	341 - Interest Earnings	$50,000.00	$229,096.33	$50,000.00	$182,948.57	$98,268.83	$100,000.00
	342 - Rents and Royalties	$99,801.00	$180,414.71	$99,801.00	$133,885.48	$102,260.05	$104,801.00
	355 - State Shared Revenue	$397,677.00	$444,881.55	$397,677.00	$338,509.33	$358,651.26	$206,132.00
	357 - Local Government Grants	$19,456.00	$20,257.00	$19,456.00	$84,180.00	$65,610.37	$18,000.00
	360 - Charges for Services	$12,000.00	$22,771.11	$12,000.00	$14,166.14	$5,525.19	$16,000.00
	361 - General Government	$25,600.00	$64,526.70	$25,600.00	$30,507.14	$30,289.49	$26,550.00
	362 - Public Safety	$173,750.00	$206,742.34	$173,750.00	$221,346.74	$154,209.39	$186,500.00
	365 - Insurance Revenue	$32,073.00	$108,142.07	$32,073.00	$73,569.49	$22,875.85	$43,506.00
	367 - Culture Recreation (do not use)	$27,500.00	$47,643.94	$27,500.00	$53,690.36	$58,457.30	$46,000.00
	380 - Miscellaneous Revenue	$91,000.00	$98,345.13	$91,000.00	$82,450.88	$79,164.78	$81,000.00
	387 - Donations	—	$11,328.30	—	$8,057.76	$622.00	$10,000.00
	392 - Interfund Transfer	—	—	—	—	—	$400,000.00
	399 - Fund Balance Forward	—	—	$4,483,504.00	—	—	$2,881,521.40
	900 - Cancel Revenue	—	—	—	$535.00	$380.09	—
	01 - GENERAL FUND Subtotal	$7,228,857.00	$8,283,052.17	$11,712,361.00	$8,215,759.55	$7,859,933.32	$11,101,600.80
Total		$7,228,857.00	$8,283,052.17	$11,712,361.00	$8,215,759.55	$7,859,933.32	$11,101,600.80

01 General Fund 2027 Expense Summary

Fund	Department	Prior Year 3 Approp Expense	Prior Year 3 Actual Expense	Prior Year 2 Approp Expense	Prior Year 2 Actual Expense	Prior Year Approp Expense	Prior Year Actual Expense	Admin Recommended Comparison
01 - GENERAL FUND	400 - Board of Supervisors	$48,749.00	$51,137.77	$50,599.00	$50,253.06	$55,909.35	$37,369.52	**$53,870.73**
	401 - Township Manager	$186,657.00	$214,392.73	$194,132.00	$198,493.41	$200,917.09	$163,848.26	**$198,751.20**
	402 - Finance	$75,436.00	$97,947.82	$107,224.00	$199,870.01	$170,648.76	$135,749.26	**$189,835.50**
	403 - Tax Collection	$84,536.00	$83,295.06	$85,393.00	$83,371.15	$92,859.00	$79,870.54	**$94,050.00**
	404 - Solicitor Legal Services	$75,000.00	$62,232.00	$75,000.00	$39,847.65	$75,000.00	$38,286.30	**$87,000.00**
	405 - Administrative	$305,458.00	$274,632.58	$305,139.00	$243,384.77	$270,155.99	$183,413.59	**$308,919.96**
	408 - Engineering Services	$85,580.00	$50,972.76	$80,000.00	$72,835.70	$148,000.00	$31,553.46	**$120,000.00**
	409 - General Government Buildings	$263,600.00	$205,822.74	$241,500.00	$182,277.48	$245,750.00	$178,904.30	**$308,560.00**
	410 - Police	$3,937,932.00	$4,154,955.51	$4,140,230.00	$4,074,865.07	$4,330,811.75	$3,381,382.91	**$4,618,417.52**
	411 - Fire	$244,416.00	$168,260.58	$237,207.00	$245,120.04	—	$120,452.05	**—**
	412 - Ambulance Rescue	$100,607.00	$107,796.65	$100,607.00	$72,465.55	$106,675.00	$75,712.77	**$100,200.00**
	413 - Code Enforcement & Zoning	$388,075.00	$436,597.16	$418,236.00	$394,341.21	$413,506.89	$324,718.85	**$403,797.94**
	430 - Public Works General Services	$854,266.00	$817,287.35	$881,149.00	$912,195.08	$947,045.55	$837,068.26	**$1,035,850.00**
	437 - Repair of Tools and Machinery	$87,500.00	$103,568.59	$97,500.00	$138,910.48	$97,500.00	$70,043.47	**$97,500.00**
	438 - R&M-Township Roads	$76,500.00	$110,257.52	$76,500.00	$72,820.25	$81,500.00	$62,656.04	**$104,000.00**
	439 - High Construction	—	—	—	—	—	—	**—**
	441 - Cemeteries (Do Not Use)	—	—	—	—	—	—	**—**
	446 - 446	—	—	—	—	—	—	**—**
	451 - Recreation Administration	$21,000.00	$14,808.16	$21,000.00	$16,736.23	$21,000.00	$19,300.16	**$21,625.00**
	454 - Parks and Open Space	$515,543.00	$423,193.27	$559,776.00	$405,485.46	$542,301.41	$373,377.88	**$512,157.70**
	459 - Boards/Commissions/Donations	$11,200.00	$10,959.34	$18,500.00	$15,139.96	$10,500.00	$7,042.37	**$10,500.00**

Budget Prep Year 2027 Expense Table

Fund	Department	Prior Year 3 Approp Expense	Prior Year 3 Actual Expense	Prior Year 2 Approp Expense	Prior Year 2 Actual Expense	Prior Year Approp Expense	Prior Year Actual Expense	Admin Recommended Comparison
	468 - 468							—
	471 - Debt Service - Principal	—	—	—	—	—	—	—
	472 - Debt Service - Interest	—	—	—	—	—	—	—
	480 - Miscellaneous	—	$134.00	—	$10.00	—	—	—
	481 - 481					—	$12,759.34	—
	486 - Insurance	$14,173.00	$14,190.31	$14,708.00	$14,854.95	$14,763.00	$13,372.77	**$15,000.00**
	487 - Employee Benefits	$211,579.00	$214,312.98	$211,579.00	$237,710.70	$245,267.00	$248,859.70	**$250,267.00**
	491 - Refunds of Prior Years Revenues	$1,000.00	$861.69	$1,000.00	$1,367.41	$1,000.00	$2,438.24	**$2,500.00**
	492 - Interfund Operating Transfers	$1,519,131.00	$1,519,131.00	$734,498.00	$666,805.94	—	$50,000.00	**$40,000.00**
	01 - GENERAL FUND Subtotal	**$9,107,938.00**	**$9,136,747.57**	**$8,651,477.00**	**$8,339,161.56**	**$8,071,110.79**	**$6,448,180.04**	**$8,572,802.55**
Total		**$9,107,938.00**	**$9,136,747.57**	**$8,651,477.00**	**$8,339,161.56**	**$8,071,110.79**	**$6,448,180.04**	**$8,572,802.55**

01 General Fund Revenue

Fund	Department	Account Code/Desc	Prior Year 3 Actual Revenue	Prior Year 2 Actual Revenue	Prior Year Actual Revenue	Anticipated Revenue Comparison
01 - GENERAL FUND	301 - Real Property Taxes	01-301-100 - RE Taxes - Current Year	$1,325,701.56	$1,336,119.65	$1,551,697.46	$1,377,090.40
		01-301-200 - RE Taxes - Prior Year	$5,771.32	$3,579.12	$202.73	$2,500.00
		01-301-400 - RE Taxes - Deliquent Tax Claims	$14,516.62	$12,400.21	$17,331.66	$15,000.00
		301 - Real Property Taxes Subtotal	**$1,345,989.50**	**$1,352,098.98**	**$1,569,231.85**	**$1,394,590.40**
	310 - Per Capita Taxes	01-310-100 - Real Estate Transfer Tax	$725,475.04	$712,313.20	$712,586.40	$600,000.00
		01-310-210 - Earned Income Tax Current Year	$3,127,050.64	$3,244,849.15	$3,181,934.27	$3,500,000.00
		01-310-310 - Earned Income Tax Prior Year	$1,377,370.91	$1,415,338.86	$1,324,198.12	$1,300,000.00
		310 - Per Capita Taxes Subtotal	**$5,229,896.59**	**$5,372,501.21**	**$5,218,718.79**	**$5,400,000.00**
	321 - Business Licenses and Permits	01-321-800 - Cable Television Franchise Fees	$234,816.46	$220,388.60	$184,373.45	$150,000.00
		321 - Business Licenses and Permits Subtotal	**$234,816.46**	**$220,388.60**	**$184,373.45**	**$150,000.00**
	331 - Fines	01-331-100 - Court Fines	$6,726.48	$7,653.91	$7,690.09	$7,000.00
		01-331-110 - Vehicle Code Violations	$31,473.96	$39,269.96	$27,432.22	$30,000.00
		331 - Fines Subtotal	**$38,200.44**	**$46,923.87**	**$35,122.31**	**$37,000.00**
	341 - Interest Earnings	01-341-100 - Interest Earnings	$229,096.33	$182,948.57	$98,268.83	$100,000.00
		341 - Interest Earnings Subtotal	**$229,096.33**	**$182,948.57**	**$98,268.83**	**$100,000.00**
	342 - Rents and Royalties	01-342-100 - Cell Tower Rent	$154,259.71	$102,975.48	$77,415.05	$79,801.00
		01-342-200 - Building Rentals	$26,155.00	$30,910.00	$26,680.00	$25,000.00
		342 - Rents and Royalties Subtotal	**$180,414.71**	**$133,885.48**	**$104,095.05**	**$104,801.00**
	355 - State Shared Revenue	01-355-010 - Public Utility Realty Tax	$8,307.06	$0.00	$0.00	$7,732.00
		01-355-040 - Alcoholic Beverages Licenses	$3,600.00	$3,600.00	$3,600.00	$3,600.00
		01-355-050 - Pension System State Aid	$295,887.54	$186,638.73	$209,369.90	$194,800.00
		01-355-990 - Foreign Fire Insurance Tax	$137,086.95	$148,270.60	$145,681.36	$0.00
		355 - State Shared Revenue Subtotal	**$444,881.55**	**$338,509.33**	**$358,651.26**	**$206,132.00**
	357 - Local Government Grants	01-357-000 - Local Government Grants	$0.00	$0.00	$136,781.00	$0.00
		01-357-500 - Recycling Grant	$20,257.00	$0.00	$16,778.37	$18,000.00
		01-357-800 - Police Grants		$84,180.00	($87,949.00)	$0.00
		357 - Local Government Grants Subtotal	**$20,257.00**	**$84,180.00**	**$65,610.37**	**$18,000.00**
	360 - Charges for Services	01-360-100 - PW Labor & Material	$10,399.41	$3,838.45	$706.30	$4,000.00
		01-360-300 - Escrow Administration Fees	$12,371.70	$10,327.69	$6,141.11	$12,000.00
		360 - Charges for Services Subtotal	**$22,771.11**	**$14,166.14**	**$6,847.41**	**$16,000.00**

01 General Fund Revenue

Fund	Department	Account Code/Desc	Prior Year 3 Actual Revenue	Prior Year 2 Actual Revenue	Prior Year Actual Revenue	Anticipated Revenue Comparison
	361 - General Government	01-361-110 - Copies	$436.70	$312.14	$319.49	$300.00
		01-361-210 - Tenant Registration	$5,410.00	$4,990.00	$4,840.00	$4,750.00
		01-361-310 - S.D. & L.D. Plan Fees	$5,100.00	$4,800.00	$5,050.00	$5,000.00
		01-361-325 - Stormwater Mgmt Review Fees	$1,800.00	$2,350.00	$1,150.00	$1,500.00
		01-361-330 - Zoning Permits	$48,180.00	$15,755.00	$15,300.00	$12,000.00
		01-361-340 - Zoning Hearing Fees	$3,600.00	$2,300.00	$4,400.00	$3,000.00
		361 - General Government Subtotal	**$64,526.70**	**$30,507.14**	**$31,059.49**	**$26,550.00**
	362 - Public Safety	01-362-020 - Overtime Reimbursement	$25,854.03	$38,111.81	$30,400.36	$20,000.00
		01-362-110 - Sale of Police Reports	$4,065.00	$3,785.00	$4,225.00	$3,500.00
		01-362-130 - Security Alarm Monitoring Fees	$120.00	$105.00	$180.00	$100.00
		01-362-140 - Solicitation Permits	$255.00	$200.00	$350.00	$200.00
		01-362-150 - Large Event Permits	$450.00	$350.00	$300.00	$0.00
		01-362-220 - Fire Prevention Permits	$44,580.00	$42,313.00	$0.00	$34,500.00
		01-362-230 - Sprinkler & System Inspections	$110.00	$0.00	$120.00	$100.00
		01-362-410 - Building Permit Fee	$63,214.00	$73,498.00	$74,890.00	$75,000.00
		01-362-415 - U.C.C. State Fee	$2,743.00	$2,640.00	$2,248.00	$2,500.00
		01-362-420 - Electric Permit Fee	$7,188.00	$7,815.00	$5,835.00	$7,000.00
		01-362-430 - Plumbing Permit	$5,520.00	$6,365.00	$6,640.00	$5,000.00
		01-362-440 - Sewage Permit Fee	$525.00	$375.00	$975.00	$1,000.00
		01-362-450 - Use and Occupancy Permit Fee	$13,725.00	$9,600.00	$4,200.00	$7,000.00
		01-362-460 - Mechanical Permit Fee	$9,427.00	$10,064.00	$10,380.00	$10,000.00
		01-362-461 - Tank Removal / Installation Fee	$250.00	$50.00	$0.00	$100.00
		01-362-470 - Well Permit Fee	$350.00	$750.00	$1,000.00	$750.00
		01-362-480 - Sign Permit Fee	$5,841.31	$4,274.93	$2,759.03	$5,000.00
		01-362-490 - Demolition Permit Fee	$1,875.00	$2,100.00	$900.00	$1,000.00
		01-362-510 - Driveway / Pole Permits	$16,400.00	$14,900.00	$11,100.00	$10,000.00
		01-362-530 - Residential Rental Inspection Fee	$4,250.00	$4,050.00	$3,600.00	$3,750.00
		362 - Public Safety Subtotal	**$206,742.34**	**$221,346.74**	**$160,102.39**	**$186,500.00**

01 General Fund Revenue

Fund	Department	Account Code/Desc	Prior Year 3 Actual Revenue	Prior Year 2 Actual Revenue	Prior Year Actual Revenue	Anticipated Revenue Comparison
	365 - Insurance Revenue	01-365-500 - Medical Insurance Premium	$19,214.14	$18,374.77	$15,264.65	$18,000.00
		01-365-600 - DVWCT Dividends	$13,414.00	$17,377.00	$0.00	$7,606.00
		01-365-700 - DVPLT Dividends	$5,073.00	$5,248.91	$0.00	$7,900.00
		01-365-800 - Insurance Reimbursements & Grants	$70,440.93	$32,568.81	$9,284.75	$10,000.00
		365 - Insurance Revenue Subtotal	**$108,142.07**	**$73,569.49**	**$24,549.40**	**$43,506.00**
	367 - Culture Recreation (do not use)	01-367-100 - Summer Camp Fees	$4,825.00	$4,375.00	$3,900.00	$4,000.00
		01-367-200 - Discount Ticket Sales	$1,271.95	$3,021.36	$4,154.15	$0.00
		01-367-500 - Park & Rec Events/Programs	$11,514.89	$17,843.91	$23,077.06	$15,000.00
		01-367-800 - Field Use Fees	$30,032.10	$28,450.09	$27,326.09	$27,000.00
		367 - Culture Recreation (do not use) Subtotal	**$47,643.94**	**$53,690.36**	**$58,457.30**	**$46,000.00**
	380 - Miscellaneous Revenue	01-380-300 - Fuel Reimbursement	$77,464.22	$76,073.88	$72,634.82	$80,000.00
		01-380-400 - Escrow Clearing	($36.66)	$400.00	($99.98)	$0.00
		01-380-600 - Miscellaneous Revenue	$20,917.57	$5,977.00	$6,729.94	$1,000.00
		380 - Miscellaneous Revenue Subtotal	**$98,345.13**	**$82,450.88**	**$79,264.78**	**$81,000.00**
	387 - Donations	01-387-300 - Historic Advisory Donations	$0.00	$0.00	$22.00	$0.00
		01-387-400 - Donations from Private Sources	$11,328.30	$8,057.76	$600.00	$10,000.00
		387 - Donations Subtotal	**$11,328.30**	**$8,057.76**	**$622.00**	**$10,000.00**
	392 - Interfund Transfer	01-392-100 - Transfer from other funds	$0.00	$0.00	$0.00	$400,000.00
		392 - Interfund Transfer Subtotal	**$0.00**	**$0.00**	**$0.00**	**$400,000.00**
	399 - Fund Balance Forward	01-399-000 - Fund Balance Forward	$0.00	$0.00	$0.00	$2,881,521.40
		399 - Fund Balance Forward Subtotal	**$0.00**	**$0.00**	**$0.00**	**$2,881,521.40**
	900 - Cancel Revenue	01-900-000 - Cancel Revenue	$0.00	$535.00	$380.09	$0.00
		900 - Cancel Revenue Subtotal	**$0.00**	**$535.00**	**$380.09**	**$0.00**
	01 - GENERAL FUND Subtotal		**$8,283,052.17**	**$8,215,759.55**	**$7,995,354.77**	**$11,101,600.80**
Total			**$8,283,052.17**	**$8,215,759.55**	**$7,995,354.77**	**$11,101,600.80**

01 General Fund Expenses

Fund	Department	Account Code/Desc	Prior Year 3 Actual Expense	Prior Year 2 Actual Expense	Prior Year Actual Expense	Admin Recommended Comparison
01 - GENERAL FUND	**400 - Board of Supervisors**	**01-400-000 - Board of Supervisors**	**$0.00**	**$0.00**	**$0.00**	**$0.00**
		01-400-113 - Salaries - Elected Officials	$18,958.70	$16,251.01	$17,209.10	$20,650.00
		01-400-113 - Salary of Elected Officials				$0.00
		01-400-161 - FICA				$0.00
		01-400-161 - SS/Medicare	$1,346.80	$1,243.20	$1,316.60	$1,579.73
		01-400-316 - Public Info Exp (DO NOT USE)				$0.00
		01-400-329 - Telecommunications				$0.00
		01-400-329 - Telecommunications (do not use)	$0.00	$0.00	$0.00	$0.00
		01-400-330 - Transportation				$0.00
		01-400-350 - Insurance - Liability	$22,006.80	$22,999.26	$14,612.72	$22,856.00
		01-400-350 - Insurance Liability				$0.00
		01-400-353 - Insurance - Bond	$0.00	$0.00	$0.00	$750.00
		01-400-353 - Insurance Surety and Fidelity				$0.00
		01-400-420 - Dues Subscriptions Memberships	$6,263.79	$7,818.59	$0.00	$3,785.00
		01-400-430 - Real Estate Taxes (Use 409.430)				$0.00
		01-400-460 - Meetings & Conferences	$2,561.68	$1,941.00	$4,231.10	$4,250.00
		01-400-460 - Meetings and Conferences				$0.00
		01-400-750 - Minor Equipment	$0.00	$0.00	$0.00	$0.00
		400 - Board of Supervisors Subtotal	**$51,137.77**	**$50,253.06**	**$37,369.52**	**$53,870.73**

01 General Fund Expenses

Fund	Department	Account Code/Desc	Prior Year 3 Actual Expense	Prior Year 2 Actual Expense	Prior Year Actual Expense	Admin Recommended Comparison
01 - GENERAL FUND	**401 - Township Manager**	**01-401-000 - Township Manager**	**$0.00**	**$0.00**	**$0.00**	**$0.00**
		01-401-120 - Salaries of Department Heads				$0.00
		01-401-120 - Salary - Township Manager	$177,640.10	$149,005.24	$120,638.40	$158,535.00
		01-401-151 - Life-AD&D-STD-LTD	$774.13	$784.56	$523.04	$767.00
		01-401-151 - Life-Accident-LTD Insur				$0.00
		01-401-152 - Dental Insurance				$0.00
		01-401-155 - Vision Reimbursement	$0.00	$0.00	$0.00	$250.00
		01-401-156 - Health-RX-Dental				$0.00
		01-401-156 - Medical, Dental & Rx Insurance	$18,117.99	$32,081.32	$29,229.22	$19,222.20
		01-401-161 - FICA				$0.00
		01-401-161 - SS/Medicare	$13,097.91	$11,111.19	$9,146.69	$12,127.00
		01-401-179 - Manager Vacation Sell Back				$0.00
		01-401-182 - Longevity		$0.00	$0.00	$0.00
		01-401-210 - Office Supplies				$0.00
		01-401-329 - Telecommunications				$0.00
		01-401-330 - Transportation	$1,194.59	$1,125.87	$1,806.05	$1,500.00
		01-401-350 - Insurance - Bond	$0.00	$750.00	$1,500.00	$750.00
		01-401-350 - Insurance and Bonding				$0.00
		01-401-420 - Dues Subscriptions Memberships	$875.19	$2,598.24	$45.07	$2,600.00
		01-401-460 - Meetings and Conferences	$2,692.82	$1,036.99	$959.79	$3,000.00
		01-401-700 - Capital Purchases				$0.00
		01-401-750 - Minor Equipment	$0.00	$0.00	$0.00	$0.00
		401 - Township Manager Subtotal	**$214,392.73**	**$198,493.41**	**$163,848.26**	**$198,751.20**

01 General Fund Expenses

Fund	Department	Account Code/Desc	Prior Year 3 Actual Expense	Prior Year 2 Actual Expense	Prior Year Actual Expense	Admin Recommended Comparison
01 - GENERAL FUND	**402 - Finance**	**01-402-000 - Finance**	**$0.00**	**$0.00**	**$0.00**	**$0.00**
		01-402-130 - Salaries-Accounting Clerk	$0.00	$0.00	$0.00	$0.00
		01-402-140 - Salaries	$34,444.80	$31,436.99	$28,080.10	$37,960.00
		01-402-140 - Salaries-Accts Receivable Clerk				$0.00
		01-402-151 - Life-AD&D-STD-LTD	$642.24	$642.24	$428.16	$642.00
		01-402-151 - Life-Accident-LTD Insur				$0.00
		01-402-152 - Dental Insurance				$0.00
		01-402-153 - Disability Insurance Long Term				$0.00
		01-402-155 - Vision Reimbursement	$214.85	$0.00	$0.00	$250.00
		01-402-156 - Health-RX-Dental Insur				$0.00
		01-402-156 - Medical, Dental & Rx Insurance	$7,810.05	$7,916.14	$7,373.51	$9,558.60
		01-402-158 - Life Insurance				$0.00
		01-402-161 - FICA				$0.00
		01-402-161 - SS/Medicare	$4,614.06	$2,487.06	$2,124.34	$2,924.90
		01-402-179 - Finance Vacation Sell Back				$0.00
		01-402-182 - Finance - Longevity		$0.00	$0.00	$3,750.00
		01-402-210 - Office Supplies				$0.00
		01-402-270 - Computer Related Expense				$0.00
		01-402-310 - Payroll Service Fee	$2,949.72	$4,206.39	$2,900.75	$8,150.00
		01-402-311 - Auditors	$19,795.00	$58,945.00	$23,200.00	$25,000.00
		01-402-316 - Credit Card Fees	$646.90	$661.00	$500.00	$600.00
		01-402-318 - Qtr Excise Tax	$273.70	$267.19	$314.90	$0.00
		01-402-325 - Postage				$0.00
		01-402-330 - Transportation				$0.00
		01-402-350 - Insurance - Bond	$2,250.00	$1,500.00	$750.00	$750.00
		01-402-350 - Insurance and Bonding				$0.00
		01-402-450 - Contracted Services	$24,306.50	$91,808.00	$70,077.50	$100,000.00
		01-402-460 - Meetings and Conferences				$0.00
		01-402-470 - Training	$0.00	$0.00	$0.00	$100.00
		01-402-700 - Capital Purchases	$0.00	$0.00	$0.00	$0.00
		01-402-750 - Minor Equipment	$0.00	$0.00	$0.00	$150.00
		402 - Finance Subtotal	**$97,947.82**	**$199,870.01**	**$135,749.26**	**$189,835.50**

01 General Fund Expenses

Fund	Department	Account Code/Desc	Prior Year 3 Actual Expense	Prior Year 2 Actual Expense	Prior Year Actual Expense	Admin Recommended Comparison
01 - GENERAL FUND	**403 - Tax Collection**	**01-403-000 - Tax Collection**	**$0.00**	**$0.00**	**$0.00**	**$0.00**
		01-403-110 - Salaries of Elected Officials				$0.00
		01-403-110 - Salary - Elected Tax Collector	$21,062.77	$20,225.45	$22,566.22	$26,150.00
		01-403-115 - Commission - EIT Collection	$58,376.91	$60,279.00	$50,940.66	$63,000.00
		01-403-115 - Commission Earned Income Tax				$0.00
		01-403-116 - Tax Collection Committee Exps	$0.00	$0.00	$0.00	$0.00
		01-403-161 - SS/Medicare	$1,498.66	$1,385.99	$1,726.33	$2,000.00
		01-403-161 - Tax Collector FICA				$0.00
		01-403-325 - Postage & Printing	$2,016.72	$839.93	$2,237.08	$2,500.00
		01-403-340 - Advertising Printing & Binding				$0.00
		01-403-340 - Advertising Printing (Do not Use)	$0.00	$0.00	$0.00	$0.00
		01-403-350 - Insurance - Bond	$0.00	$0.00	$2,085.00	$0.00
		01-403-350 - Insurance and Bonding				$0.00
		01-403-420 - Dues				$0.00
		01-403-420 - Dues & Memberships	$100.00	$100.00	$100.00	$100.00
		01-403-460 - Meetings & Conferences	$240.00	$540.78	$215.25	$300.00
		403 - Tax Collection Subtotal	**$83,295.06**	**$83,371.15**	**$79,870.54**	**$94,050.00**
	404 - Solicitor Legal Services	**01-404-000 - Solicitor Legal Services**	**$0.00**	**$0.00**	**$0.00**	**$0.00**
		01-404-310 - Professional Services	$62,232.00	$39,847.65	$38,286.30	$87,000.00
		404 - Solicitor Legal Services Subtotal	**$62,232.00**	**$39,847.65**	**$38,286.30**	**$87,000.00**

01 General Fund Expenses

Fund	Department	Account Code/Desc	Prior Year 3 Actual Expense	Prior Year 2 Actual Expense	Prior Year Actual Expense	Admin Recommended Comparison
01 - GENERAL FUND	**405 - Administrative**	**01-405-000 - Administrative**	**$0.00**	**$0.00**	**$0.00**	**$0.00**
		01-405-120 - Salaries - Professional Staff				$0.00
		01-405-140 - Salaries	$123,851.89	$121,234.89	$91,714.56	$131,387.00
		01-405-140 - Salaries - Assistant to Manager				$0.00
		01-405-141 - Salaries - Admin P& Rec (Duane)				$0.00
		01-405-145 - Overtime	$498.29	$0.00	$0.00	$500.00
		01-405-151 - Life-AD&D-STD-LTD	$1,047.54	$1,174.32	$693.60	$1,200.00
		01-405-151 - Life-Accident-LTD Insur				$0.00
		01-405-152 - Dental Insurance				$0.00
		01-405-153 - Disability Insurance Long Term				$0.00
		01-405-155 - Vision Reimbursement	$398.00	$453.00	$750.00	$750.00
		01-405-156 - Health-RIX-Dental				$0.00
		01-405-156 - Medical, Dental & Rx Insurance	$30,547.17	$29,749.93	$26,602.46	$33,000.00
		01-405-158 - Life Insurance				$0.00
		01-405-161 - FICA				$0.00
		01-405-161 - SS/Medicare	$9,048.49	$9,030.24	$6,925.71	$10,089.96
		01-405-182 - Admin - Longevity		$0.00	$0.00	$7,500.00
		01-405-210 - Office Supplies	$8,265.67	$10,926.45	$8,343.27	$5,500.00
		01-405-250 - Service Contracts	$2,303.75	$747.36	$949.54	$7,000.00
		01-405-316 - Public Information	$8,335.33	$10,313.85	$10,378.06	$27,500.00
		01-405-321 - Telephone				$0.00
		01-405-325 - Postage	$8,010.64	$6,011.00	$6,000.00	$7,500.00
		01-405-329 - Telecommunications	$8,199.60	$7,708.11	$4,327.82	$9,000.00
		01-405-330 - Mileage Reimbursement	$56.23	$21.70	$153.05	$200.00
		01-405-330 - Transportation				$0.00
		01-405-341 - Advertising & Printing	$7,054.89	$8,163.90	$2,577.09	$10,000.00
		01-405-342 - Printing	$0.00	$0.00	$0.00	$0.00
		01-405-420 - Dues Subscriptions Memberships	$1,861.96	$4,022.26	$2,908.36	$3,500.00
		01-405-450 - Contracted Services	$48,131.08	$21,459.94	$11,694.71	$15,000.00
		01-405-460 - Meetings & Conferences	$0.00	$0.00	$0.00	$0.00
		01-405-460 - Meetings and Conferences				$0.00
		01-405-470 - Training				$0.00
		01-405-700 - Capital Expense	$10,000.00	$0.00	$2,776.30	$24,293.00
		01-405-700 - Capital Purchases				$0.00
		01-405-750 - Minor Equipment	$0.00	$0.00	$2,806.70	$0.00
		01-405-800 - General Expense	$7,022.05	$12,367.82	$3,812.36	$15,000.00
		405 - Administrative Subtotal	**$274,632.58**	**$243,384.77**	**$183,413.59**	**$308,919.96**

01 General Fund Expenses

Fund	Department	Account Code/Desc	Prior Year 3 Actual Expense	Prior Year 2 Actual Expense	Prior Year Actual Expense	Admin Recommended Comparison
01 - GENERAL FUND	**408 - Engineering Services**	**01-408-000 - Engineering Services**	**$0.00**	**$0.00**	**$0.00**	**$0.00**
		01-408-313 - Professional Services				$0.00
		01-408-313 - Professional Services - Engineering	$40,479.26	$23,968.20	$18,534.21	$45,000.00
		01-408-401 - Professional Services - SWM	$0.00	$0.00	$0.00	$0.00
		01-408-401 - Stormwater Management				$0.00
		01-408-451 - Professional Services - Planning	$10,493.50	$48,867.50	$13,019.25	$75,000.00
		01-408-451 - Professional Svcs - Planning				$0.00
		01-408-500 - Professional Svcs-Reimbursable				$0.00
		408 - Engineering Services Subtotal	**$50,972.76**	**$72,835.70**	**$31,553.46**	**$120,000.00**
	409 - General Government Buildings	**01-409-000 - General Government Buildings**	**$0.00**	**$0.00**	**$0.00**	**$0.00**
		01-409-230 - Heating Fuel				$0.00
		01-409-230 - Utilities - Heating Fuel	$5,769.68	$10,344.79	$7,050.08	$11,000.00
		01-409-361 - Electricity				$0.00
		01-409-361 - Utilities - Electric	$22,407.20	$25,421.19	$23,404.32	$30,127.00
		01-409-364 - Sewer				$0.00
		01-409-364 - Utilities - Sewer	$1,507.85	$1,796.93	$1,432.16	$1,600.00
		01-409-370 - Repair and Maintenance				$0.00
		01-409-370 - Repairs, Maintenance & Supplies	$33,215.52	$28,112.17	$41,337.45	$40,000.00
		01-409-373 - Repairs and Supplies				$0.00
		01-409-373 - Repairs and Supplies (DO NOT USE)	$0.00	$0.00	$0.00	$0.00
		01-409-430 - Real Estate Expense	$6,800.47	$6,895.40	$1,764.19	$7,500.00
		01-409-450 - Contract Services	$64,702.76	$71,342.49	$67,073.50	$85,000.00
		01-409-700 - Capital Expense	$71,419.26	$38,364.51	$36,912.00	$133,333.00
		01-409-700 - Capital Outlay				$0.00
		409 - General Government Buildings Subtotal	**$205,822.74**	**$182,277.48**	**$178,973.70**	**$308,560.00**

01 General Fund Expenses

Fund	Department	Account Code/Desc	Prior Year 3 Actual Expense	Prior Year 2 Actual Expense	Prior Year Actual Expense	Admin Recommended Comparison
01 - GENERAL FUND	**410 - Police**	**01-410-000 - Police**	**$0.00**	**$0.00**	**$0.00**	**$0.00**
		01-410-120 - Salaries - Department Heads	$322,229.20	$348,061.72	$284,816.80	$345,319.52
		01-410-120 - Salaries of Department Heads				$0.00
		01-410-130 - Salaries - Full Time Officers	$1,656,252.24	$1,768,212.39	$1,435,648.01	$2,064,500.00
		01-410-130 - Salaries of Professional Staff				$0.00
		01-410-134 - Police Holiday Pay	$74,206.32	$0.00	$0.00	$103,000.00
		01-410-137 - Education Incentive	$72,431.39	$79,257.92	$71,612.35	$80,000.00
		01-410-140 - Salaries - Clerical Staff	$115,337.41	$111,647.60	$111,582.59	$128,133.00
		01-410-140 - Salary of Clerical and Other				$0.00
		01-410-141 - Salaries - PT Crossing Guard	$6,517.00	$6,225.00	$3,591.00	$6,650.00
		01-410-151 - Life-AD&D-STD-LTD	$14,335.37	$15,693.56	$10,425.10	$15,000.00
		01-410-151 - Life-Accident- STD,LTD Insur				$0.00
		01-410-152 - Dental Insurance				$0.00
		01-410-153 - Disability Insurance				$0.00
		01-410-155 - Vision Reimbursement	$111.35	$0.00	$0.00	$1,500.00
		01-410-156 - Health-RX-Dental Insur				$0.00
		01-410-156 - Medical, Dental & Rx Insurance	$368,202.62	$401,652.85	$326,791.66	$397,286.00
		01-410-157 - Co-Pay Reimbursement	$19,032.28	$35,000.00	$35,000.00	$10,000.00
		01-410-158 - Life Insurance				$0.00
		01-410-160 - Pension Contrib-Uniform Plan				$0.00
		01-410-160 - Uniform Pension (MMO)	$380,291.50	$381,011.00	$242,628.72	$315,790.00
		01-410-161 - FICA				$0.00
		01-410-161 - SS/Medicare	$191,520.48	$198,266.54	$167,144.52	$215,000.00
		01-410-163 - Officers Post Retirement	$27,000.00	$0.00	$0.00	$35,000.00
		01-410-179 - Vacation Sell Back	$5,374.08	$0.00	$0.00	$45,000.00
		01-410-182 - Longevity	$41,400.00	$37,135.00	$33,800.00	$41,800.00
		01-410-183 - Overtime	$352,269.67	$261,963.07	$261,800.47	$250,000.00
		01-410-191 - Uniform Maintenance Allowance	$13,308.27	$0.00	$0.00	$15,000.00
		01-410-205 - D.A.R.E. Supplies	$0.00	$0.00	$0.00	$0.00
		01-410-206 - Personnel Testing	$0.00	$0.00	$0.00	$1,500.00
		01-410-207 - Community Policing Supplies	$1,431.65	$51.13	$44.00	$4,000.00
		01-410-210 - Office Supplies				$0.00
		01-410-220 - Operating Expenses				$0.00
		01-410-221 - Firearms & Supplies	$14,774.20	$10,041.00	$4,852.89	$19,500.00
		01-410-222 - Medical Equipment	$586.00	$819.86	$97.83	$2,500.00
		01-410-223 - Investigative Expenses	$3,122.58	$2,463.89	$6,474.53	$5,000.00
		01-410-231 - Fuel	$43,816.74	$40,930.74	$43,978.30	$43,500.00
		01-410-231 - Vehicle Fuel Gasoline				$0.00
		01-410-238 - Clothing and Uniforms	$28,542.23	$34,062.18	$12,016.02	$22,000.00
		01-410-250 - Vehicle R&M	$15,807.13	$36,169.46	$24,147.89	$25,000.00

01 General Fund Expenses

Fund	Department	Account Code/Desc	Prior Year 3 Actual Expense	Prior Year 2 Actual Expense	Prior Year Actual Expense	Admin Recommended Comparison
01 - GENERAL FUND	**410 - Police (continued)**	**01-410-314 - Legal Services**	**$29,896.55**	**$5,761.18**	**$5,844.70**	**$20,000.00**
		01-410-316 - Public Information			$0.00	$0.00
		01-410-321 - Telephone				$0.00
		01-410-325 - Postage				$0.00
		01-410-325 - Postage (do not use)	$0.00	$0.00	$0.00	$0.00
		01-410-327 - Radio Equipment	$0.00	$0.00	$142,182.08	$1,000.00
		01-410-329 - Telecommunications	$22,510.43	$24,373.41	$16,574.53	$20,000.00
		01-410-351 - Property & Liability Insurance	$44,760.19	$44,560.94	$28,182.40	$45,000.00
		01-410-354 - Workers Compensation Insurance	$57,720.30	$61,855.90	$40,956.22	$68,223.00
		01-410-420 - Dues Subscriptions Membership	$15,919.05	$15,347.39	$3,276.38	$16,000.00
		01-410-450 - Contracted Services	$53,471.86	$41,235.87	$27,865.42	$41,410.00
		01-410-450 - Service Contracts				$0.00
		01-410-470 - Training & Education	$22,827.96	$17,944.39	$12,835.74	$20,000.00
		01-410-480 - Operating Equipment & Supplies	$11,508.17	$9,633.71	$6,558.52	$15,000.00
		01-410-481 - S.R.T. Equipment	$0.00	$0.00	$0.00	$3,000.00
		01-410-482 - Computer Software	$24,958.11	$24,012.00	$10,772.99	$57,750.00
		01-410-483 - Accreditation	$6,500.00	$13,000.00	$13,000.00	$14,000.00
		01-410-484 - Police - New Sofeware (JAG)	$0.00	$0.00	$0.00	$0.00
		01-410-540 - Contributions to Organizations	$0.00	$0.00	$0.00	$0.00
		01-410-700 - Capital Expense	$79,261.07	$31,816.75	$16,883.00	$72,556.00
		01-410-700 - Capital Purchases				$0.00
		01-410-750 - Minor Equipment	$16,972.11	$16,430.57	$2,846.28	$25,000.00
		01-410-800 - General Expenses	$750.00	$228.05	$3,153.99	$7,500.00
		410 - Police Subtotal	**$4,154,955.51**	**$4,074,865.07**	**$3,407,384.93**	**$4,618,417.52**

01 General Fund Expenses

Fund	Department	Account Code/Desc	Prior Year 3 Actual Expense	Prior Year 2 Actual Expense	Prior Year Actual Expense	Admin Recommended Comparison
01 - GENERAL FUND	**411 - Fire**	**01-411-000 - Fire**	**$0.00**	**$0.00**	**$0.00**	**$0.00**
		01-411-120 - Salary of Department Heads				$0.00
		01-411-150 - Stipend for Volunteers	$25,320.00	$37,755.00	($22,855.00)	$0.00
		01-411-151 - Accident Insurance				$0.00
		01-411-155 - Vision Reimbursement				$0.00
		01-411-161 - FICA				$0.00
		01-411-200 - Supplies				$0.00
		01-411-231 - Fuel	$3,853.63	$21,262.44	$174.69	$0.00
		01-411-238 - Clothing and Uniforms				$0.00
		01-411-270 - Books and Educational Materials				$0.00
		01-411-325 - Postage				$0.00
		01-411-329 - Telecommunications				$0.00
		01-411-330 - Transportation				$0.00
		01-411-351 - Property Insurance				$0.00
		01-411-352 - Liability Insurance				$0.00
		01-411-354 - Worker's Compensation Insurance	$2,000.00	$37,832.00	($2,549.00)	$0.00
		01-411-420 - Dues Subscriptions Memberships				$0.00
		01-411-451 - Professional Services				$0.00
		01-411-460 - Meetings and Conferences				$0.00
		01-411-540 - Capital Expense	$0.00	$0.00	$0.00	$0.00
		01-411-540 - Contributions to PVFC (radios)				$0.00
		01-411-541 - Foreign Fire Insurance Tax	$137,086.95	$148,270.60	$145,681.36	$0.00
		411 - Fire Subtotal	**$168,260.58**	**$245,120.04**	**$120,452.05**	**$0.00**
	412 - Ambulance Rescue	**01-412-000 - Ambulance Rescue**	**$0.00**	**$0.00**	**$0.00**	**$0.00**
		01-412-130 - Stipend for Volunteers	$1,000.00	$1,000.00	$0.00	$1,500.00
		01-412-131 - ARPA Distribution				$0.00
		01-412-131 - COVID Donation	$14,051.00	$0.00	$0.00	$0.00
		01-412-231 - Fuel	$11,280.51	$10,853.75	$12,786.33	$18,000.00
		01-412-354 - Worker's Compensation Insurance	$575.43	$611.80	$2,726.44	$700.00
		01-412-700 - Salary Contribution	$75,000.00	$60,000.00	$60,200.00	$80,000.00
		01-412-800 - Minor Equipment	$5,889.71	$0.00	$0.00	$0.00
		412 - Ambulance Rescue Subtotal	**$107,796.65**	**$72,465.55**	**$75,712.77**	**$100,200.00**

01 General Fund Expenses

Fund	Department	Account Code/Desc	Prior Year 3 Actual Expense	Prior Year 2 Actual Expense	Prior Year Actual Expense	Admin Recommended Comparison
01 - GENERAL FUND	**413 - Code Enforcement & Zoning**	**01-413-000 - Code Enforcement & Zoning**	**$0.00**	**$0.00**	**$0.00**	**$0.00**
		01-413-120 - Salary of Department Heads				$0.00
		01-413-130 - Salaries of Professional Staff				$0.00
		01-413-140 - Salaries of Clerical Staff	$96,853.38	$99,490.35	$77,049.63	$56,931.00
		01-413-141 - Assistant Manager	$86,237.14	$86,217.60	$84,624.00	$122,100.00
		01-413-151 - Life-Accident-LTD Insur	$1,092.12	$1,092.12	$718.07	$1,100.00
		01-413-152 - Dental Insurance				$0.00
		01-413-153 - Disability Insurance Long Term				$0.00
		01-413-155 - Vision Reimbursement	$0.00	$0.00	$250.00	$0.00
		01-413-156 - Health, Dental & Rx Insurance	$20,486.81	$16,814.28	$14,842.68	$20,000.00
		01-413-156 - Health-RX-Dental Insur				$0.00
		01-413-158 - Life Insurance				$0.00
		01-413-161 - FICA				$0.00
		01-413-161 - SS/Medicare	$13,445.26	$14,057.28	$12,311.29	$14,316.94
		01-413-182 - Code Enforcement & Zoning - Longevity		$0.00	$0.00	$1,000.00
		01-413-220 - Operating Supplies	$30.98	$0.00	$102.82	$300.00
		01-413-221 - Code FM Uniforms		$0.00	$0.00	$0.00
		01-413-250 - Vehicle Repair and Maint		$7,182.94	$0.00	$0.00
		01-413-270 - Books and Educational Materials	$0.00	$0.00	$0.00	$1,000.00
		01-413-314 - Legal Fees - ZHB, Zoning, Code	$59,398.16	$33,064.53	$30,237.14	$40,000.00
		01-413-316 - Steno Services Zoning Hearing				$0.00
		01-413-316 - Stenographer - ZHB	$2,023.25	$1,250.00	$1,030.00	$1,500.00
		01-413-325 - Postage				$0.00
		01-413-330 - Transportation				$0.00
		01-413-342 - Printing	$62.33	$287.04	$5.22	$300.00
		01-413-351 - Property Insurance				$0.00
		01-413-354 - Worker Compensation Insurance				$0.00
		01-413-390 - U.C.C. Fee Remittance	$1,557.00	$756.00	$828.00	$2,500.00
		01-413-420 - Dues Subscriptions Memberships	$3,357.86	$0.00	$0.00	$1,000.00
		01-413-450 - Contracted Services	$146,558.00	$134,129.07	$102,585.00	$140,000.00
		01-413-470 - Training	$3,827.50	$0.00	$135.00	$250.00
		01-413-700 - Capital Purchases	$0.00	$0.00	$0.00	$0.00
		01-413-750 - Minor Equipment	$1,667.37	$0.00	$0.00	$1,500.00
		413 - Code Enforcement & Zoning Subtotal	**$436,597.16**	**$394,341.21**	**$324,718.85**	**$403,797.94**

01 General Fund Expenses

Fund	Department	Account Code/Desc	Prior Year 3 Actual Expense	Prior Year 2 Actual Expense	Prior Year Actual Expense	Admin Recommended Comparison
01 - GENERAL FUND	**430 - Public Works General Services**	**01-430-000 - Public Works General Services**	**$0.00**	**$0.00**	**$0.00**	**$0.00**
		01-430-120 - Salary - PW Director	$100,824.48	$97,320.40	$77,052.00	$96,384.00
		01-430-120 - Salary of Department Heads				$0.00
		01-430-140 - Salaries - Full Time Staff	$331,996.65	$426,456.48	$363,796.99	$438,359.00
		01-430-140 - Salary Clerical & Other Staff				$0.00
		01-430-141 - Salaries - P/T Laborer	$11,992.13	$18,753.75	$25,100.10	$20,000.00
		01-430-145 - Road Crew Vacation Sell Back	$0.00	$0.00	$0.00	$0.00
		01-430-151 - Life-AD&D-STD-LTD	$5,074.21	$5,187.72	$3,968.35	$5,500.00
		01-430-151 - Life-Accident- LTD Insur				$0.00
		01-430-152 - Dental Insurance				$0.00
		01-430-153 - L/T Disability Insurance				$0.00
		01-430-155 - Vision Reimbursement	$612.35	$745.00	$500.00	$1,500.00
		01-430-156 - Health-RX-Dental Insur				$0.00
		01-430-156 - Medical, Dental & Rx Insurance	$125,036.26	$142,478.39	$120,276.89	$167,019.00
		01-430-158 - Life Insurance				$0.00
		01-430-161 - FICA				$0.00
		01-430-161 - SS/Medicare	$42,619.84	$42,688.55	$36,079.93	$47,000.00
		01-430-182 - Public Works - Longevity		$0.00	$0.00	$7,500.00
		01-430-210 - Public Works Office Supplies			$0.00	$0.00
		01-430-231 - Vehicle Fuel Gasoline	$10,986.86	$12,957.98	$24,364.66	$26,000.00
		01-430-232 - Vehicle Fuel Diesel	$24,936.84	$23,467.30	$33,682.86	$36,000.00
		01-430-233 - Fuel - BCWSA	$66,887.90	$59,289.77	$74,178.38	$75,000.00
		01-430-238 - Clothing and Uniforms	$9,514.96	$6,554.14	$8,245.57	$11,000.00
		01-430-316 - Public Information			$0.00	$0.00
		01-430-321 - Telephone				$0.00
		01-430-325 - Postage	$33.72	$119.14	$22.50	$200.00
		01-430-329 - Telecommunications	$12,691.61	$10,730.25	$8,180.39	$9,000.00
		01-430-351 - Property& Liability Insurance	$18,544.66	$18,687.62	$13,569.00	$19,261.00
		01-430-354 - Worker's Compensation Insurance	$30,830.82	$31,871.75	$30,070.71	$43,000.00
		01-430-420 - Dues Subscriptions Memberships	$889.50	$869.50	$4,565.00	$1,100.00
		01-430-450 - Contracted Services	$20,003.66	$11,508.35	$10,893.43	$15,000.00
		01-430-460 - Meetings and Conferences	$408.90	$1,773.15	$2,164.53	$2,500.00
		01-430-700 - Capital Expense	$0.00	$0.00	$0.00	$13,527.00
		01-430-740 - Machinery				$0.00
		01-430-750 - Minor Equipment	$3,402.00	$735.84	$356.97	$1,000.00
		430 - Public Works General Services Subtotal	**$817,287.35**	**$912,195.08**	**$837,068.26**	**$1,035,850.00**

01 General Fund Expenses

Fund	Department	Account Code/Desc	Prior Year 3 Actual Expense	Prior Year 2 Actual Expense	Prior Year Actual Expense	Admin Recommended Comparison
01 - GENERAL FUND	**437 - Repair of Tools and Machinery**	**01-437-000 - Repair of Tools and Machinery**	**$0.00**	**$0.00**	**$0.00**	**$0.00**
		01-437-220 - Supplies				$0.00
		01-437-220 - Supplies (Do Not Use)	($50.00)	$0.00	$0.00	$0.00
		01-437-250 - Repair & Maintenance Supplies	$29,377.30	$39,467.38	$44,551.76	$42,500.00
		01-437-370 - Repair & Maintenance Services	$74,241.29	$99,443.10	$25,507.86	$55,000.00
		01-437-700 - Capital Expense	$0.00	$0.00	$0.00	$0.00
		437 - Repair of Tools and Machinery Subtotal	**$103,568.59**	**$138,910.48**	**$70,059.62**	**$97,500.00**
	438 - R&M-Township Roads	**01-438-000 - Maintenance & Repair of Roads**				**$0.00**
		01-438-000 - R&M-Township Roads	$0.00	$0.00	$0.00	$0.00
		01-438-145 - PW Overtime	$22,029.47	$25,890.29	$11,430.81	$22,500.00
		01-438-145 - Public Works Crew Overtime				$0.00
		01-438-220 - Operating Supplies	$1,649.92	$2,121.78	$1,500.12	$4,000.00
		01-438-250 - Road Maintenance	$3,951.19	$1,896.38	$4,782.61	$10,000.00
		01-438-270 - Stormwater Mgt				$0.00
		01-438-310 - Professional Services	$14,541.24	$13,089.08	$19,000.53	$35,500.00
		01-438-330 - Traffic Signal Repairs	$58,710.94	$20,545.89	$19,965.43	$24,500.00
		01-438-370 - Equipment Rental	$9,374.76	$9,276.83	$5,976.54	$7,500.00
		01-438-380 - Road Projects	$0.00	$0.00	$0.00	$0.00
		01-438-390 - Tropical Storm IDA	$0.00	$0.00	$0.00	$0.00
		438 - R&M-Township Roads Subtotal	**$110,257.52**	**$72,820.25**	**$62,656.04**	**$104,000.00**
	439 - High Construction	**01-439-000 - High Construction**	**$0.00**	**$0.00**	**$0.00**	**$0.00**
		01-439-100 - Construction	$0.00	$0.00	$0.00	$0.00
		01-439-300 - Intersection Improv Planning				$0.00
		439 - High Construction Subtotal	**$0.00**	**$0.00**	**$0.00**	**$0.00**
	441 - Cemeteries (Do Not Use)	**01-441-000 - Cemeteries**				**$0.00**
		01-441-000 - Cemeteries (Do Not Use)	$0.00	$0.00	$0.00	$0.00
		01-441-001 - Cemeteries				$0.00
		441 - Cemeteries (Do Not Use) Subtotal	**$0.00**	**$0.00**	**$0.00**	**$0.00**
	446 - 446	**01-446-610 - Stormwater Management**				**$0.00**
		01-446-660 - Professional Services	$0.00	$0.00	$0.00	$0.00
		446 - 446 Subtotal	**$0.00**	**$0.00**	**$0.00**	**$0.00**

01 General Fund Expenses

Fund	Department	Account Code/Desc	Prior Year 3 Actual Expense	Prior Year 2 Actual Expense	Prior Year Actual Expense	Admin Recommended Comparison
01 - GENERAL FUND	**451 - Recreation Administration**	**01-451-000 - Recreation Administration**	**$0.00**	**$0.00**	**$0.00**	**$0.00**
		01-451-100 - Summer Recreation Program	$3,620.01	$3,434.83	$3,013.13	$4,000.00
		01-451-140 - Wages - Program Coordinator	$0.00	$0.00	$0.00	$0.00
		01-451-200 - Events & Programs (Park & Rec)	$11,188.15	$13,301.40	$16,287.03	$17,625.00
		01-451-300 - Events & Programs-Other				$0.00
		01-451-300 - Events & Programs-Other (Do Not Use)	$0.00	$0.00	$0.00	$0.00
		01-451-400 - Advertising Sign Expense	$0.00	$0.00	$0.00	$0.00
		451 - Recreation Administration Subtotal	**$14,808.16**	**$16,736.23**	**$19,300.16**	**$21,625.00**

01 General Fund Expenses

Fund	Department	Account Code/Desc	Prior Year 3 Actual Expense	Prior Year 2 Actual Expense	Prior Year Actual Expense	Admin Recommended Comparison
01 - GENERAL FUND	**454 - Parks and Open Space**	**01-454-000 - Parks and Open Space**	**$0.00**	**$0.00**	**$0.00**	**$0.00**
		01-454-140 - Park Wages				$0.00
		01-454-140 - Salaries - Full Time Staff	$206,763.17	$187,714.15	$161,424.48	$307,818.00
		01-454-141 - PT - Seasonal	$23,229.02	$29,396.77	$36,775.51	$40,000.00
		01-454-151 - Life-AD&D-STD-LTD	$2,053.64	$2,091.84	$1,062.76	$2,300.00
		01-454-151 - Life-Accident-LTD Insurance				$0.00
		01-454-152 - Dental Premiums				$0.00
		01-454-153 - Disability Insurance Long Term				$0.00
		01-454-155 - Vision Insurance	$0.00	$0.00	$0.00	$0.00
		01-454-156 - Health-RX-Dental Insur				$0.00
		01-454-156 - Medical, Dental & Rx Insurance	$42,969.92	$29,765.19	$26,602.46	$47,238.70
		01-454-158 - Life Insurance				$0.00
		01-454-161 - FICA	$17,314.42	$17,448.43	$15,794.85	$23,701.00
		01-454-179 - Park Vaction Sell Back				$0.00
		01-454-182 - Parks and Open Space - Longevity		$0.00	$0.00	$0.00
		01-454-183 - Park Crew Overtime	$7,386.26	$10,681.91	$9,489.48	$10,000.00
		01-454-210 - Office Supplies				$0.00
		01-454-220 - Operating Supplies	$108.00	$0.00	$308.94	$1,000.00
		01-454-230 - Heating Fuel	$0.00	$935.83	$886.29	$3,000.00
		01-454-250 - Repair & Maintenance Supplies	$43,429.78	$71,825.58	$52,624.78	$0.00
		01-454-300 - Planning Services				$0.00
		01-454-310 - Engineering				$0.00
		01-454-313 - DO NOT USE Engineering Services				$0.00
		01-454-325 - Postage				$0.00
		01-454-329 - Telecommunications	$5,555.29	$5,812.13	$4,205.36	$5,100.00
		01-454-342 - Printing				$0.00
		01-454-351 - Property& Liability Insurance	$18,269.11	$18,687.62	$13,569.00	$23,000.00
		01-454-361 - Utilities-Electric	$5,756.54	$6,314.22	$6,867.38	$7,500.00
		01-454-362 - Utilities - Sportfield Electric	$7,743.21	$4,192.03	$3,364.20	$8,000.00
		01-454-364 - Sewer				$0.00
		01-454-373 - Building Maintenance	$0.00	$0.00	$750.00	$2,500.00
		01-454-384 - Rent of Machinery & Equipment	$6,883.75	$6,534.11	$6,170.28	$5,000.00
		01-454-420 - Dues Subscriptions Memberships	$1,393.28	$2,670.00	$219.00	$6,000.00
		01-454-430 - Real Estate Taxes				$0.00
		01-454-450 - Outside Contractors	$16,154.00	$9,230.00	$9,135.00	$17,000.00
		01-454-460 - Meetings, Conferences & Trainings	$0.00	$836.78	$1,948.81	$3,000.00
		01-454-600 - Park / Trails Constructions	$1,717.45	$620.89	$935.20	$0.00
		01-454-700 - Capital Purchases	$16,267.43	$0.00	$17,467.72	$0.00
		01-454-750 - Minor Machinery & Equipment	$199.00	$727.98	$3,874.00	$0.00
		454 - Parks and Open Space Subtotal	**$423,193.27**	**$405,485.46**	**$373,475.50**	**$512,157.70**

01 General Fund Expenses

Fund	Department	Account Code/Desc	Prior Year 3 Actual Expense	Prior Year 2 Actual Expense	Prior Year Actual Expense	Admin Recommended Comparison
01 - GENERAL FUND	**459 - Boards/Commissions/Donations**	**01-459-000 - Boards/Commissions/Donations**	**$0.00**	**$0.00**	**$0.00**	**$0.00**
		01-459-000 - Other Culture and Recreation				$0.00
		01-459-100 - Veterans Committee	$2,910.14	$1,554.96	$696.29	$2,000.00
		01-459-200 - SPCA Donation	$2,000.00	$2,000.00	$0.00	$2,000.00
		01-459-300 - Historical Society	$3,673.95	$6,000.00	$3,500.00	$3,500.00
		01-459-310 - 300th Anniversary		$5,585.00	$0.00	$0.00
		01-459-310 - CB SENIOR CENTER			$1,775.00	$1,500.00
		01-459-400 - EAC	$2,375.25	$0.00	$1,071.08	$1,500.00
		459 - Boards/Commissions/Donations Subtotal	**$10,959.34**	**$15,139.96**	**$7,042.37**	**$10,500.00**
	468 - 468	**01-468-000 - Community Development**				**$0.00**
		468 - 468 Subtotal				**$0.00**
	471 - Debt Service - Principal	**01-471-000 - Debt Service & Lease- Principal**				**$0.00**
		01-471-000 - Debt Service - Principal	$0.00	$0.00	$0.00	$0.00
		01-471-100 - Debt Service - Principal	$0.00	$0.00	$0.00	$0.00
		471 - Debt Service - Principal Subtotal	**$0.00**	**$0.00**	**$0.00**	**$0.00**
	472 - Debt Service - Interest	**01-472-000 - Debt Service & Lease - Interest**				**$0.00**
		01-472-000 - Debt Service - Interest	$0.00	$0.00	$0.00	$0.00
		01-472-100 - Debt Service - Interest Expense	$0.00	$0.00	$0.00	$0.00
		472 - Debt Service - Interest Subtotal	**$0.00**	**$0.00**	**$0.00**	**$0.00**
	480 - Miscellaneous	**01-480-000 - Miscellaneous**	**$134.00**	**$10.00**	**$0.00**	**$0.00**
		480 - Miscellaneous Subtotal	**$134.00**	**$10.00**	**$0.00**	**$0.00**
	481 - 481	**01-481-000 - Employer Paid Benefits**			**$0.00**	**$0.00**
		01-481-300 - Unemployment Compensation (U/C) Employer			$12,759.34	$0.00
		481 - 481 Subtotal			**$12,759.34**	**$0.00**
	486 - Insurance	**01-486-000 - Insurance**	**$0.00**	**$0.00**	**$0.00**	**$0.00**
		01-486-351 - Property & Liability Insurance	$13,702.56	$14,375.40	$10,653.14	$15,000.00
		01-486-354 - Worker's Compensation Insurance	$487.75	$479.55	$2,719.63	$0.00
		486 - Insurance Subtotal	**$14,190.31**	**$14,854.95**	**$13,372.77**	**$15,000.00**
	487 - Employee Benefits	**01-487-000 - Employee Benefits**	**$0.00**	**$0.00**	**$0.00**	**$0.00**
		01-487-160 - Non-Uniform Pension Contrib.	$184,080.00	$207,185.00	$219,267.00	$219,267.00
		01-487-161 - Non-Uniform STD Ins.	$0.00	$0.00	$0.00	$0.00
		01-487-162 - Health Reimbursement Account	$29,497.98	$30,275.70	$29,592.70	$31,000.00
		01-487-165 - Misc. Employee Expenses	$735.00	$250.00	$0.00	$0.00
		487 - Employee Benefits Subtotal	**$214,312.98**	**$237,710.70**	**$248,859.70**	**$250,267.00**

01 General Fund Expenses

Fund	Department	Account Code/Desc	Prior Year 3 Actual Expense	Prior Year 2 Actual Expense	Prior Year Actual Expense	Admin Recommended Comparison
01 - GENERAL FUND	**491 - Refunds of Prior Years Revenues**	**01-491-000 - Refunds of Prior Years Revenues**	**$0.00**	**$0.00**	**$0.00**	**$0.00**
		01-491-510 - RE Tax Refunds to Individuals	$861.69	$1,367.41	$2,438.24	$2,500.00
		01-491-510 - Tax Refunds to Individuals				$0.00
		491 - Refunds of Prior Years Revenues Subtotal	**$861.69**	**$1,367.41**	**$2,438.24**	**$2,500.00**
	492 - Interfund Operating Transfers	**01-492-000 - Interfund Operating Transfers**	**$0.00**	**$0.00**	**$0.00**	**$0.00**
		01-492-020 - To General Fund Capital	$650,000.00	$120,000.00	$50,000.00	$40,000.00
		01-492-020 - Transfer to Gen. Fund Capital				$0.00
		01-492-030 - To Water Fund	$769,131.00	$421,805.94	$0.00	$0.00
		01-492-030 - Transfer to Water Fund				$0.00
		01-492-040 - To LST Fund	$100,000.00	$125,000.00	$0.00	$0.00
		01-492-040 - Transfer to LST Fund				$0.00
		01-492-050 - To Emergency Services Fund	$0.00	$0.00	$0.00	$0.00
		01-492-050 - Transfer to Emergency Services				$0.00
		01-492-080 - Transfer to				$0.00
		01-492-090 - To Stormwater Fund	$0.00	$0.00	$0.00	$0.00
		01-492-090 - Transfer to Stormwater Fund				$0.00
		492 - Interfund Operating Transfers Subtotal	**$1,519,131.00**	**$666,805.94**	**$50,000.00**	**$40,000.00**
	01 - GENERAL FUND Subtotal		**$9,136,747.57**	**$8,339,161.56**	**$6,474,365.23**	**$8,572,802.55**
Total			**$9,136,747.57**	**$8,339,161.56**	**$6,474,365.23**	**$8,572,802.55**

02 Local Services Tax Expenses

Fund	Department	Account Code/Desc	Prior Year 3 Actual Expense	Prior Year 2 Actual Expense	Prior Year Approp Expense	Prior Year Actual Expense	Admin Recommended Comparison
02 - LOCAL SERVICE TAX FUND	403 - Tax Collection	02-403-000 - Tax Collection	$0.00	$0.00	$0.00	$0.00	$0.00
		02-403-114 - Tax Collector Commission	$5,566.14	$5,674.00	$5,775.00	$5,268.73	$0.00
		403 - Tax Collection Subtotal	**$5,566.14**	**$5,674.00**	**$5,775.00**	**$5,268.73**	**$0.00**
	471 - Debt Service - Principal	02-471-000 - Debt Service - Principal	$0.00	$0.00	$0.00	$0.00	$0.00
		471 - Debt Service - Principal Subtotal	**$0.00**	**$0.00**	**$0.00**	**$0.00**	**$0.00**
	472 - Debt Service - Interest	02-472-000 - Debt Service - Interest	$0.00	$0.00	$0.00	$0.00	$0.00
		472 - Debt Service - Interest Subtotal	**$0.00**	**$0.00**	**$0.00**	**$0.00**	**$0.00**
	480 - Other Services & Charges	02-480-300 - Other Services & Charges	$0.00	$0.00	$0.00	$0.00	$0.00
		480 - Other Services & Charges Subtotal	**$0.00**	**$0.00**	**$0.00**	**$0.00**	**$0.00**
	492 - Transfer to General Fund	02-492-000 - Transfer to General Fund	$0.00	$0.00	$0.00	$0.00	$0.00
		492 - Transfer to General Fund Subtotal	**$0.00**	**$0.00**	**$0.00**	**$0.00**	**$0.00**
	493 - Capital Expenses	02-493-000 - Capital Expenses	$0.00	$0.00	$85,000.00	$25,168.79	$0.00
		02-493-000 - Capital Purchases/Projects					$0.00
		02-493-100 - Police Vehicles	$65,991.39	$68,427.00	$160,000.00	$218,746.87	$160,000.00
		02-493-200 - Road Projects	$465,813.42	$452,927.50	$104,700.00	$54,425.32	$160,000.00
		02-493-300 - PW Vehicles	$0.00	$0.00	$0.00	$0.00	$0.00
		493 - Capital Expenses Subtotal	**$531,804.81**	**$521,354.50**	**$349,700.00**	**$298,340.98**	**$320,000.00**
	02 - LOCAL SERVICE TAX FUND Subtotal		**$537,370.95**	**$527,028.50**	**$355,475.00**	**$303,609.71**	**$320,000.00**
Total			**$537,370.95**	**$527,028.50**	**$355,475.00**	**$303,609.71**	**$320,000.00**

02 Local Service Tax Revenue

Fund	Department	Account Code/Desc	Prior Year 3 Actual Revenue	Prior Year 2 Actual Revenue	Prior Year Actual Revenue	Anticipated Revenue Comparison
02 - LOCAL SERVICE TAX FUND	310 - Per Capita Taxes	02-310-410 - LST - Current Year	$322,665.24	$314,704.04	$335,025.17	$320,000.00
		02-310-420 - LST - Prior Year	$473.30	$39.14	$0.00	$500.00
		310 - Per Capita Taxes Subtotal	**$323,138.54**	**$314,743.18**	**$335,025.17**	**$320,500.00**
	341 - Interest Earnings	02-341-000 - Interest - Checking	$7,319.45	$4,708.66	$3,419.55	$3,500.00
		341 - Interest Earnings Subtotal	**$7,319.45**	**$4,708.66**	**$3,419.55**	**$3,500.00**
	391 - Sale of Equipment	02-391-100 - Sale of Fixed Assets	$9,739.00	$0.00	$40,119.00	$0.00
		391 - Sale of Equipment Subtotal	**$9,739.00**	**$0.00**	**$40,119.00**	**$0.00**
	399 - Fund Balance Forward	02-399-000 - Fund Balance Forward	$0.00	$0.00	$0.00	$96,916.78
		399 - Fund Balance Forward Subtotal	**$0.00**	**$0.00**	**$0.00**	**$96,916.78**
	02 - LOCAL SERVICE TAX FUND Subtotal		**$340,196.99**	**$319,451.84**	**$378,563.72**	**$420,916.78**
Total			**$340,196.99**	**$319,451.84**	**$378,563.72**	**$420,916.78**

03 Fire Public Safety Revenue

Fund	Department	Account Code/Desc	Prior Year 3 Actual Revenue	Prior Year 2 Actual Revenue	Prior Year Actual Revenue	Anticipated Revenue Comparison
03 - EMERGENCY SERVICES FUND	301 - Real Property Taxes	03-301-100 - Real Estate Taxes Current Year	$342,615.23	$345,231.87	$1,172,614.67	$1,213,532.30
		03-301-200 - Real Estate Taxes Prior Year	$1,500.43	$903.98	$52.37	$1,000.00
		03-301-400 - Real Estate Taxes Delinquent	$4,195.15	$3,239.70	$4,482.93	$2,000.00
		301 - Real Property Taxes Subtotal	**$348,310.81**	**$349,375.55**	**$1,177,149.97**	**$1,216,532.30**
	341 - Interest Earnings	03-341-100 - Interest Earnings	$1,536.39	$2,795.55	$9,400.49	$2,500.00
		341 - Interest Earnings Subtotal	**$1,536.39**	**$2,795.55**	**$9,400.49**	**$2,500.00**
	392 - Interfund Transfer	03-392-000 - Transfer from Other Funds	$0.00	$0.00	$33,645.50	$172,000.00
		392 - Interfund Transfer Subtotal	**$0.00**	**$0.00**	**$33,645.50**	**$172,000.00**
	399 - Fund Balance Forward	03-399-000 - Fund Balance Forward	$0.00	$0.00	$0.00	$181,126.44
		399 - Fund Balance Forward Subtotal	**$0.00**	**$0.00**	**$0.00**	**$181,126.44**
	03 - EMERGENCY SERVICES FUND Subtotal		**$349,847.20**	**$352,171.10**	**$1,220,195.96**	**$1,572,158.74**
Total			**$349,847.20**	**$352,171.10**	**$1,220,195.96**	**$1,572,158.74**

03 Fire-Public Safety Expenses

Fund	Department	Account Code/Desc	Prior Year 3 Actual Expense	Prior Year 2 Actual Expense	Prior Year Approp Expense	Prior Year Actual Expense	Admin Recommended Comparison
03 - EMERGENCY SERVICES FUND	000 - 000	03-000-000 - Expenses	$0.00	$0.00	$0.00	$0.00	$0.00
		000 - 000 Subtotal	**$0.00**	**$0.00**	**$0.00**	**$0.00**	**$0.00**
	411 - 411	03-411-000 - Public Safety					$0.00
		03-411-120 - Salaries - Department Heads		$0.00	$110,000.00	$75,730.11	$145,000.00
		03-411-121 - Fire Per Diem Wages			$0.00	$400.00	$14,500.00
		03-411-130 - Salaries - Full Time Employees		$0.00	$152,500.00	$67,816.20	$310,500.00
		03-411-140 - Public Safety Director Stipend			$0.00	$0.00	$0.00
		03-411-150 - Stipid for Volunteers		$0.00	$46,500.00	$32,215.00	$40,000.00
		03-411-151 - Life - AD&D-STD-LTD		$0.00	$1,100.00	$612.76	$3,900.00
		03-411-155 - Vision Reimbursement		$0.00	$750.00	$0.00	$750.00
		03-411-156 - Medical, Dental & Rx Insurance		$0.00	$105,000.00	$29,929.69	$105,292.20
		03-411-157 - Co-Pay Reimbursement		$0.00	$750.00	$0.00	$750.00
		03-411-160 - Uniformed Pension (MMO)		$0.00	$30,000.00	$0.00	$30,000.00
		03-411-161 - SS/Medicare		$0.00	$20,081.00	$7,143.16	$34,845.00
		03-411-179 - Vacation Sell Back		$0.00	$0.00	$0.00	$0.00
		03-411-180 - Overtime		$0.00	$25,000.00	$649.11	$25,000.00
		03-411-182 - Longevity		$0.00	$0.00	$0.00	$0.00
		03-411-187 - Education		$0.00	$0.00	$0.00	$2,500.00
		03-411-191 - Uniform Maintenance Allowance		$0.00	$0.00	$0.00	$0.00
		03-411-210 - Office Supplies		$0.00	$0.00	$0.00	$500.00
		03-411-231 - Fuel		$0.00	$23,500.00	$15,025.81	$23,500.00
		03-411-238 - Uniforms		$0.00	$6,500.00	$10,485.42	$10,000.00
		03-411-240 - Other Operating Supplies		$0.00	$0.00	$0.00	$0.00
		03-411-241 - General Operating Supplies		$0.00	$15,000.00	$4,002.63	$7,500.00
		03-411-242 - Fire Prevention Supplies		$0.00	$2,500.00	$777.36	$2,500.00
		03-411-243 - PPE (Fire Protection Gear)		$0.00	$45,000.00	$33,497.47	$45,000.00
		03-411-261 - Minor Equipment		$0.00	$10,000.00	$19,924.85	$5,000.00
		03-411-262 - EMS Supplies		$0.00	$1,000.00	$885.01	$1,000.00
		03-411-310 - Professional Services		$0.00	$2,500.00	$8,721.92	$15,000.00
		03-411-312 - IT Subscriptions		$0.00	$2,500.00	$0.00	$4,500.00
		03-411-321 - Telecommunications		$0.00	$2,300.00	$1,206.77	$5,400.00
		03-411-327 - Radio Equipment		$0.00	$0.00	$0.00	$0.00
		03-411-342 - Printing		$0.00	$0.00	$0.00	$0.00
		03-411-350 - Property and Liability Insurance		$0.00	$0.00	$6,262.60	$25,000.00
		03-411-354 - Worker's Compensation Insurance		$0.00	$60,000.00	$34,191.00	$45,000.00
		03-411-360 - Utilities		$0.00	$0.00	$0.00	$0.00
		03-411-375 - Repairs & Maint - Vehicles		$0.00	$10,000.00	$14,342.02	$70,000.00
		03-411-383 - Rent of Buildings		$0.00	$7,500.00	$0.00	$0.00
		03-411-384 - Rent of Machinery and Equipment		$0.00	$0.00	$0.00	$0.00
		03-411-390 - Bank Service Charges/Fees		$0.00	$0.00	$0.00	$0.00
		03-411-420 - Dues, Memberships, & Subs		$0.00	$1,000.00	$556.57	$1,000.00
		03-411-450 - Contracted Services		$0.00	$2,500.00	$2,818.33	$2,500.00
		03-411-452 - Contracted IT/Networking Services		$0.00	$0.00	$0.00	$0.00
		03-411-460 - Conferences, Trainings & Mtngs		$0.00	$2,500.00	$232.72	$10,000.00
		03-411-480 - HR Hiring Expenses		$0.00	$0.00	$0.00	$1,000.00
		03-411-540 - Disbursement to Fire Companies	$255,719.46	$222,900.00	$351,538.00	$264,209.20	$264,209.00
		03-411-541 - Foreign Fire Insurance Tax		$0.00	$137,086.95	$0.00	$137,086.96
		411 - 411 Subtotal	**$255,719.46**	**$222,900.00**	**$1,174,605.95**	**$631,635.71**	**$1,388,733.16**
	412 - 412	03-412-540 - Disbursement to Ambulance Co	$85,956.80	$77,204.00	$90,428.00	$91,501.05	$91,502.00
		412 - 412 Subtotal	**$85,956.80**	**$77,204.00**	**$90,428.00**	**$91,501.05**	**$91,502.00**
	492 - 492	03-492-000 - Transfer to Reserves					$0.00
		492 - 492 Subtotal					**$0.00**
	03 -		**$341,676.26**	**$300,104.00**	**$1,265,033.95**	**$723,136.76**	**$1,480,235.16**
Total			**$341,676.26**	**$300,104.00**	**$1,265,033.95**	**$723,136.76**	**$1,480,235.16**

04 Park and Recreation Revenue

Fund	Department	Account Code/Desc	Prior Year 3 Actual Revenue	Prior Year 2 Actual Revenue	Prior Year Actual Revenue	Anticipated Revenue Comparison
04 - PARK AND RECREATION FUND	341 - Interest Earnings	04-341-400 - Interest Earnings	$3,642.36	$3,150.66	$2,467.28	$2,000.00
		341 - Interest Earnings Subtotal	**$3,642.36**	**$3,150.66**	**$2,467.28**	**$2,000.00**
	392 - Interfund Transfer	04-392-000 - Transfer From Other Funds	$0.00	$0.00	$0.00	$167,000.00
		392 - Interfund Transfer Subtotal	**$0.00**	**$0.00**	**$0.00**	**$167,000.00**
	399 - Fund Balance Forward	04-399-000 - Fund Balance Forward	$0.00	$0.00	$0.00	$163,432.27
		399 - Fund Balance Forward Subtotal	**$0.00**	**$0.00**	**$0.00**	**$163,432.27**
	04 - PARK AND RECREATION FUND Subtotal		**$3,642.36**	**$3,150.66**	**$2,467.28**	**$332,432.27**
Total			**$3,642.36**	**$3,150.66**	**$2,467.28**	**$332,432.27**

04 Parks and Recreation Expenses

04 - PARK AND RECREATION FUND

Fund	Department	Account Code/Desc	Prior Year 3 Actual Expense	Prior Year 2 Actual Expense	Prior Year Approp Expense	Prior Year Actual Expense	Admin Recommended Comparison
04 - PARK AND RECREATION FUND	**401 - 401**	**04-401-000 - General Government**					$0.00
		04-401-210 - Office Supplies					$0.00
		04-401-325 - Postage Expenses					$0.00
		04-401-342 - Printing					$0.00
		04-401-420 - Dues Subscriptions Memberships					$0.00
		401 - 401 Subtotal					**$0.00**
04 - PARK AND RECREATION FUND	**408 - 408**	**04-408-000 - Engineering Services**					$0.00
		04-408-310 - Engineering Services					$0.00
		408 - 408 Subtotal					**$0.00**
04 - PARK AND RECREATION FUND	**409 - 409**	**04-409-000 - General Govt Buildings & Plant**					$0.00
		04-409-230 - Heating Fuel Oil					$0.00
		04-409-361 - Electric					$0.00
		04-409-370 - Building Maintenance					$0.00
		409 - 409 Subtotal					**$0.00**
04 - PARK AND RECREATION FUND	**414 - 414**	**04-414-000 - Planning and Zoning**					$0.00
		04-414-310 - Planning					$0.00
		414 - 414 Subtotal					**$0.00**

04 Parks and Recreation Expenses

04 - PARK AND RECREATION FUND

Fund	Department	Account Code/Desc	Prior Year 3 Actual Expense	Prior Year 2 Actual Expense	Prior Year Approp Expense	Prior Year Actual Expense	Admin Recommended Comparison
04 - PARK AND RECREATION FUND	**454 - Parks**	**04-454-000 - Parks**	$0.00	$0.00	$0.00	$0.00	$0.00
		04-454-120 - Summer Recreation Program					$0.00
		04-454-140 - Park Crew Salary					$0.00
		04-454-151 - Accident Insurance					$0.00
		04-454-152 - Dental Insurance					$0.00
		04-454-153 - Long Term Disability Insurance					$0.00
		04-454-155 - Vision Insurance					$0.00
		04-454-156 - Health Insurance					$0.00
		04-454-158 - Life Insurance					$0.00
		04-454-161 - FICA					$0.00
		04-454-200 - Park Supplies					$0.00
		04-454-201 - Special Events					$0.00
		04-454-220 - Operating Supplies					$0.00
		04-454-230 - Heating Fuel			$0.00	$0.00	$0.00
		04-454-250 - Maintenance and Repairs	$9,735.97	$0.00	$10,500.00	$0.00	$110,000.00
		04-454-300 - Outside Contractors					$0.00
		04-454-329 - Telecommunications					$0.00
		04-454-351 - Property Insurance					$0.00
		04-454-352 - Liability Insurance					$0.00
		04-454-361 - Electric			$0.00	$0.00	$0.00
		04-454-370 - Equipment Rental					$0.00
		04-454-373 - Building Maintenance			$0.00	$0.00	$0.00
		04-454-430 - Real Estate Taxes Expense					$0.00
		04-454-450 - Outside Contractors			$0.00	$0.00	$0.00
		04-454-600 - Trail Construction Landis					$0.00
		04-454-601 - Trail Construction General					$0.00
		04-454-610 - Facilities Equipment Purchase					$0.00
		04-454-650 - Park Construction	$38,240.20	$528.00	$27,000.00	$5,172.11	$5,000.00
		04-454-700 - Capital Purchases	$0.00	$0.00	$0.00	$0.00	$50,000.00
		04-454-800 - General Expense					$0.00
		454 - Parks Subtotal	**$47,976.17**	**$528.00**	**$37,500.00**	**$5,172.11**	**$165,000.00**
04 - PARK AND RECREATION FUND	**492 - Transfer to Other Funds**	**04-492-000 - Transfer to Other Funds**	$0.00	$0.00	$0.00	$0.00	$0.00
		04-492-001 - Transfer to GF Capital Reserve					$0.00
		04-492-100 - Due to Other Funds	$0.00	$0.00	$0.00	$0.00	$0.00
		492 - Transfer to Other Funds Subtotal	**$0.00**	**$0.00**	**$0.00**	**$0.00**	**$0.00**
04 - PARK AND RECREATION FUND Subtotal			**$47,976.17**	**$528.00**	**$37,500.00**	**$5,172.11**	**$165,000.00**
Total			**$47,976.17**	**$528.00**	**$37,500.00**	**$5,172.11**	**$165,000.00**

10 Open Space Revenue

OPEN SPACE FUND • Actual revenue and anticipated revenue comparison

Fund	Department	Account Code/Desc	Prior Year 3 Actual Revenue	Prior Year 2 Actual Revenue	Prior Year Actual Revenue	Anticipated Revenue Comparison
10 - OPEN SPACE FUND	301 - Real Property Taxes	10-301-100 - RE Taxes - Current Year				
			$151,507.65	$152,746.64	$152,075.20	$157,381.80
		10-301-200 - RE Taxes - Prior Year	$605.58	$406.62	$23.17	$500.00
		10-301-400 - RE Tax - Deliquent Tax Claims	$1,245.29	$1,369.06	$1,975.88	$0.00
		301 - Real Property Taxes Subtotal	**$153,358.52**	**$154,522.32**	**$154,074.25**	**$157,881.80**
	341 - Interest Earnings	10-341-100 - Interest Earnings				
			$10,373.79	$12,130.26	$8,536.96	$5,000.00
		341 - Interest Earnings Subtotal	**$10,373.79**	**$12,130.26**	**$8,536.96**	**$5,000.00**
	399 - Fund Balance Forward	10-399-000 - Fund Balance Forward				
			$0.00	$0.00	$0.00	$669,589.02
		399 - Fund Balance Forward Subtotal	**$0.00**	**$0.00**	**$0.00**	**$669,589.02**
	10 - OPEN SPACE FUND Subtotal					
			$163,732.31	**$166,652.58**	**$162,611.21**	**$832,470.82**
Total			**$163,732.31**	**$166,652.58**	**$162,611.21**	**$832,470.82**

11 Debt Service Revenue

Fund	Department	Account Code/Desc	Prior Year 3 Actual Revenue	Prior Year 2 Actual Revenue	Prior Year Actual Revenue	Anticipated Revenue Comparison
11 - DEBT SERVICE FUND	301 - Real Property Taxes	11-301-100 - RE Taxes - Current Yr	$1,140,059.11	$1,149,367.03	$923,282.11	$1,184,252.00
		11-301-200 - Real Estates Taxes - Prior Year	$5,186.09	$3,061.68	$174.33	$3,000.00
		11-301-400 - RE Taxes - Delinquent Tax Claims	$17,078.12	$11,180.72	$14,976.22	$8,000.00
		301 - Real Property Taxes Subtotal	**$1,162,323.32**	**$1,163,609.43**	**$938,432.66**	**$1,195,252.00**
	341 - Interest Earnings	11-341-100 - Interest - Checking	$182,718.26	$156,441.69	$91,338.48	$100,000.00
		341 - Interest Earnings Subtotal	**$182,718.26**	**$156,441.69**	**$91,338.48**	**$100,000.00**
	399 - Fund Balance Forward	11-399-000 - Fund Balance Forward	$0.00	$0.00	$0.00	$295,852.98
		399 - Fund Balance Forward Subtotal	**$0.00**	**$0.00**	**$0.00**	**$295,852.98**
	11 - DEBT SERVICE FUND Subtotal		**$1,345,041.58**	**$1,320,051.12**	**$1,029,771.14**	**$1,591,104.98**
Total			**$1,345,041.58**	**$1,320,051.12**	**$1,029,771.14**	**$1,591,104.98**

10 Open Space Expenses

10 - OPEN SPACE FUND | Department expense detail

Fund	Department	Account Code/Desc	Prior Year 3 Actual Expense	Prior Year 2 Actual Expense	Prior Year Actual Expense	Admin Recommended Comparison
10 - OPEN SPACE FUND	**000 - 000**	10-000-000 - Expenses	$0.00	$0.00	$0.00	$0.00
		000 - 000 Subtotal	**$0.00**	**$0.00**	**$0.00**	**$0.00**
	404 - 404	10-404-000 - Solicitor Legal Services				$0.00
		10-404-310 - Professional Services Solicitor				$0.00
		10-404-310 - Solicitor	$3,059.50	$920.00	$5,039.00	$5,000.00
		404 - 404 Subtotal	**$3,059.50**	**$920.00**	**$5,039.00**	**$5,000.00**
	408 - 408	10-408-000 - Engineering Services				$0.00
		10-408-310 - Professional Services Engineer				$0.00
		408 - 408 Subtotal				**$0.00**
	414 - Planning	10-414-000 - Planning	$0.00	$0.00	$0.00	$0.00
		10-414-310 - Planning & Monitoring	$14,100.00	$7,185.00	$12,750.00	$15,000.00
		10-414-310 - Professional Services Planning				$0.00
		414 - Planning Subtotal	**$14,100.00**	**$7,185.00**	**$12,750.00**	**$15,000.00**

10 Open Space Expenses

10 - OPEN SPACE FUND | Department expense detail

Fund	Department	Account Code/Desc	Prior Year 3 Actual Expense	Prior Year 2 Actual Expense	Prior Year Actual Expense	Admin Recommended Comparison
	461 - Conservation Natural Resources	10-461-000 - Conservation Natural Resources	$0.00	$0.00	$0.00	$0.00
		10-461-100 - Conservation Natural Resources				$0.00
		10-461-100 - Purchase of Conservation Easements	$800.75	$0.00	$0.00	$375,000.00
		10-461-840 - Machinery & Equipment				$0.00
		461 - Conservation Natural Resources Subtotal	**$800.75**	**$0.00**	**$0.00**	**$375,000.00**
	471 - 471	10-471-000 - Debt Principal				$0.00
		471 - 471 Subtotal				**$0.00**
	472 - 472	10-472-000 - Debt Interest				$0.00
		472 - 472 Subtotal				**$0.00**
	475 - 475	10-475-000 - Fiscal Agent Fees				$0.00
		10-475-100 - Debit Issuance Cost				$0.00
		475 - 475 Subtotal				**$0.00**
	480 - Other Services & Charges	10-480-000 - Miscellaneous Expenditures				$0.00
		480 - Other Services & Charges Subtotal				**$0.00**
	492 - 492	10-492-010 - Transfer- To Other Funds	$0.00	$0.00	$0.00	$167,397.30
		492 - 492 Subtotal	**$0.00**	**$0.00**	**$0.00**	**$0.00**
	10 - OPEN SPACE FUND Subtotal		**$17,960.25**	**$8,105.00**	**$17,789.00**	**$562,000.00**
Total			**$17,960.25**	**$8,105.00**	**$17,789.00**	**$562,000.00**

11 Debt Service Expenses

Debt Service Fund | Expense detail by department

Fund	Department	Account Code/Desc	Prior Year 3 Actual Expense	Prior Year 2 Actual Expense	Prior Year Actual Expense	Admin Recommended Comparison
11 - DEBT SERVICE FUND	**471 - Debt Service - Principal**	**11-471-000 - Debt Principal**				$0.00
		11-471-000 - Debt Service - Principal	$0.00	$0.00	$0.00	$0.00
		11-471-100 - 2016 G.O. Bank Note 1	$0.00	$0.00	$0.00	$0.00
		11-471-200 - 2016 G.O. Bank Note 2	$106,050.00	$108,350.00	$0.00	$68,600.00
		11-471-300 - 2008 G.O. Note- Principal				$0.00
		11-471-400 - 2009 G.O. Bond-Principal				$0.00
		11-471-500 - 2010 G.O. Bond - Principal				$0.00
		11-471-600 - 2020 G.O. Bond (Refund of 2013)	$610,000.00	$615,000.00	$0.00	$640,000.00
		11-471-700 - 2014 TD Bank Loan (Principal)				$0.00
		11-471-800 - 2014 PIB Loan Principal				$0.00
		11-471-900 - 2020A G.O. Bond(Refund of 2015)	$315,000.00	$315,000.00	$0.00	$335,000.00
		471 - Debt Service - Principal Subtotal	**$1,031,050.00**	**$1,038,350.00**	**$0.00**	**$1,043,600.00**

11 Debt Service Expenses

Debt Service Fund | Expense detail by department

Fund	Department	Account Code/Desc	Prior Year 3 Actual Expense	Prior Year 2 Actual Expense	Prior Year Actual Expense	Admin Recommended Comparison
11 - DEBT SERVICE FUND	**472 - Debt Service - Interest**	**11-472-000 - Debt Interest**				$0.00
		11-472-000 - Debt Service - Interest	$0.00	$0.00	$0.00	$0.00
		11-472-100 - 2016 G.O. Bank Note 1	$0.00	$0.00	$0.00	$0.00
		11-472-200 - 2016 G.O. Bank Note 2	$24,649.92	$23,206.63	$10,866.53	$20,228.24
		11-472-300 - 2008 G.O. Note- Interest				$0.00
		11-472-400 - 2009 G.O. Bond-Interest				$0.00
		11-472-500 - 2010 G.O. Bond - Interest				$0.00
		11-472-600 - 2020 G.O. Bond (Refund of 2013)	$137,977.48	$119,815.68	$53,800.00	$95,100.00
		11-472-700 - 2014 TD Bank Loan - Interest				$0.00
		11-472-800 - 2014 PIB Loan Interest				$0.00
		11-472-900 - 2020A G.O. Bond(Refund of 2015)	$64,804.69	$60,182.66	$27,750.00	$48,900.00
		472 - Debt Service - Interest Subtotal	**$227,432.09**	**$203,204.97**	**$92,416.53**	**$164,228.24**

11 Debt Service Expenses

Debt Service Fund | Expense detail by department

Fund	Department	Account Code/Desc	Prior Year 3 Actual Expense	Prior Year 2 Actual Expense	Prior Year Actual Expense	Admin Recommended Comparison
11 - DEBT SERVICE FUND	**475 - Fiscal Agents Fees**	**11-475-000 - Fiscal Agents Fees**	$0.00	$0.00	$0.00	$0.00
		11-475-100 - Fiscal Agents Fees	$1,551.60	$1,637.80	$1,670.13	$1,700.00
		11-475-200 - Debt Issuance Costs				$0.00
		475 - Fiscal Agents Fees Subtotal	**$1,551.60**	**$1,637.80**	**$1,670.13**	**$1,700.00**
11 - DEBT SERVICE FUND	**476 - 476**	**11-476-000 - Payment to Debt Escrow Agent**				$0.00
		11-476-100 - Payment to Debt Escrow-Interest				$0.00
		476 - 476 Subtotal				**$0.00**
11 - DEBT SERVICE FUND	**480 - Other Services & Charges**	**11-480-330 - Other Services & fees**	$0.00	$0.00	$0.00	$0.00
		480 - Other Services & Charges Subtotal	**$0.00**	**$0.00**	**$0.00**	**$0.00**
11 - DEBT SERVICE FUND	**492 - Interfund Transfer**	**11-492-000 - Interfund Transfer**	$0.00	$0.00	$0.00	$0.00
		492 - Interfund Transfer Subtotal	**$0.00**	**$0.00**	**$0.00**	**$0.00**
11 - DEBT SERVICE FUND Subtotal			**$1,260,033.69**	**$1,243,192.77**	**$94,086.66**	**$1,209,528.24**
Total			**$1,260,033.69**	**$1,243,192.77**	**$94,086.66**	**$1,209,528.24**

30 Gen. Capital Fund Revenue

Actual revenue history and anticipated revenue | Amounts in dollars

Fund	Department	Account Code/Desc	Prior Year 3 Actual Revenue	Prior Year 2 Actual Revenue	Prior Year Actual Revenue	Anticipated Revenue Comparison
30 - GENERAL FUND CAPITAL	341 - Interest Earnings	30-341-100 - Interest - Checking	$11,040.93	$5,577.13	$941.23	$1,000.00
		341 - Interest Earnings Subtotal	**$11,040.93**	**$5,577.13**	**$941.23**	**$1,000.00**
	357 - Grants	30-357-210 - MFT Grant (PADOT)Old Easton/611	$0.00	$0.00	$449,134.00	$0.00
		357 - Grants Subtotal	**$0.00**	**$0.00**	**$449,134.00**	**$0.00**
	391 - Sale of Equipment	30-391-100 - TRansfers From Other Funds				$114,376.30
		391 - Sale of Equipment Subtotal				**$114,376.30**
	392 - Interfund Transfer	30-392-000 - Transfers from General Fund	$650,000.00	$120,000.00	$50,000.00	$40,000.00
		392 - Interfund Transfer Subtotal	**$650,000.00**	**$120,000.00**	**$50,000.00**	**$40,000.00**
	399 - Fund Balance Forward	30-399-000 - Fund Balance Forward	$0.00	$0.00	$0.00	$5,579.67
		399 - Fund Balance Forward Subtotal	**$0.00**	**$0.00**	**$0.00**	**$5,579.67**
	30 - GENERAL FUND CAPITAL Subtotal		**$661,040.93**	**$125,577.13**	**$500,075.23**	**$160,955.97**
Total			**$661,040.93**	**$125,577.13**	**$500,075.23**	**$160,955.97**

30 General Capital Fund Expenses

Fund	Department	Account Code/Desc	Prior Year 3 Actual Expense	Prior Year 2 Actual Expense	Prior Year Actual Expense	Admin Recommended Comparison
30 - GENERAL FUND CAPITAL	**000 - 000**	30-000-000 - Expenses	$0.00	$0.00	$0.00	$0.00
		000 - 000 Subtotal	**$0.00**	**$0.00**	**$0.00**	**$0.00**
	400 - 400	30-400-310 - Legal Fees				$0.00
		400 - 400 Subtotal				**$0.00**
	402 - 402	30-402-316 - Banking/Investment Fees				$0.00
		402 - 402 Subtotal				**$0.00**
	409 - 409	30-409-000 - Land Acquisition				$0.00
		30-409-100 - Building Construction				$0.00
		30-409-200 - Roof Replacement - PW Building				$0.00
		30-409-300 - Admin Parking Lot Repaving	$0.00	$0.00	$0.00	$0.00
		409 - 409 Subtotal	**$0.00**	**$0.00**	**$0.00**	**$0.00**
	410 - 410	30-410-000 - Police New Software				$0.00
		410 - 410 Subtotal				**$0.00**

30 General Capital Fund Expenses

Fund	Department	Account Code/Desc	Prior Year 3 Actual Expense	Prior Year 2 Actual Expense	Prior Year Actual Expense	Admin Recommended Comparison
30 - GENERAL FUND CAPITAL	**420 - Dump Truck(Repl. 1995 Internat)**	30-420-000 - Dump Truck(Repl. 1995 Internat)	$0.00	$246,001.00	$0.00	$0.00
		30-420-000 - Heavy Equipment 1			$135,691.20	$0.00
		30-420-100 - John Deere Rubber Tire Wheel Loader	$0.00	$0.00	$0.00	$0.00
		30-420-100 - Venterac Mower Blower			$31,078.60	$0.00
		30-420-200 - F250 Pickup Truck (P&R)	$56,706.00	$0.00	$0.00	$0.00
		30-420-200 - Small Dump Truck			$73,731.92	$40,000.00
		30-420-300 - Heavy Duty Forestry Mower	$0.00	$0.00	$0.00	$0.00
		30-420-400 - Ford F-550 (Repl. 2002)	$115,934.00	$10,662.10	$0.00	$0.00
		30-420-500 - Asphalt Hot Box			$0.00	$0.00
		30-420-500 - Wood Chipper (Repl. 2000)	$63,588.31	$62,900.00	$0.00	$0.00
		30-420-600 - Mack CF (Repl. 1996)	$82,674.00	$0.00	$0.00	$0.00
		30-420-700 - 10 Wheel Dump Truck Multi Use		$0.00	$102,449.98	$105,000.00
		420 - Dump Truck(Repl. 1995 Internat) Subtotal	**$318,902.31**	**$319,563.10**	**$342,951.70**	**$145,000.00**

30 General Capital Fund Expenses

Fund	Department	Account Code/Desc	Prior Year 3 Actual Expense	Prior Year 2 Actual Expense	Prior Year Actual Expense	Admin Recommended Comparison
30 - GENERAL FUND CAPITAL	**439 - Road Improvement Projects**	30-439-000 - Road Improvement Projects	$0.00	$0.00	$0.00	$0.00
		30-439-004 - Construction Management	$0.00	$0.00	$0.00	$0.00
		30-439-100 - Intersect Inprovements (ARLE)				$0.00
		30-439-200 - Intersect IImprovements (MTF)				$0.00
		30-439-200 - Pedestrian Improvements (MTF)	$0.00	$0.00	$0.00	$0.00
		30-439-300 - Intersection Improv. (ARLE/MTF)	$0.00	$2,065.19	$0.00	$0.00
		30-439-400 - Bridge Replacement & Repairs	$0.00	$0.00	$0.00	$0.00
		30-439-500 - DCED MTF Grant (Pedestrian Improvements)	$35,578.14	$207,568.45	$268,591.24	$0.00
		439 - Road Improvement Projects Subtotal	**$35,578.14**	**$209,633.64**	**$268,591.24**	**$0.00**
	454 - 454	30-454-600 - Gardenville Project (DCNR)				$0.00
		30-454-700 - Traffic Signal Upgrades	$530.00	$250,649.43	$0.00	$0.00
		30-454-700 - Trail Development				$0.00
		454 - 454 Subtotal	**$530.00**	**$250,649.43**	**$0.00**	**$0.00**

30 General Capital Fund Expenses

Fund	Department	Account Code/Desc	Prior Year 3 Actual Expense	Prior Year 2 Actual Expense	Prior Year Actual Expense	Admin Recommended Comparison
30 - GENERAL FUND CAPITAL	**461 - 461**	30-461-000 - Conservation of Natural Resourc				$0.00
		30-461-100 - Green Light Go Grant				$0.00
		30-461-200 - Stucco/Dryvit Repairs at Twp Bl				$0.00
		461 - 461 Subtotal				**$0.00**
	480 - Other Services & Charges	30-480-300 - Other Services & Charges	$92.94	$0.00	$0.00	$0.00
		480 - Other Services & Charges Subtotal	**$92.94**	**$0.00**	**$0.00**	**$0.00**
	492 - Interfund Transfer	30-492-000 - Interfund Transfer	$0.00	$0.00	$0.00	$0.00
		492 - Interfund Transfer Subtotal	**$0.00**	**$0.00**	**$0.00**	**$0.00**
	30 - GENERAL FUND CAPITAL Subtotal		**$355,103.39**	**$779,846.17**	**$611,542.94**	**$145,000.00**
Total			**$355,103.39**	**$779,846.17**	**$611,542.94**	**$145,000.00**

31 Fire and EMS Capital Revenue

Fund	Department	Account Code/Desc	Prior Year 3 Actual Revenue	Prior Year 2 Actual Revenue	Prior Year Actual Revenue	Anticipated Revenue Comparison
31 - FIRE & EMS CAPITAL FUND	301 - Real Property Taxes	31-301-100 - Real Estate Taxes - Current	$220,216.73	$219,273.96	$221,039.54	$228,752.00
		31-301-200 - Real Estate Taxes - Prior Year	$2,295.36	$2,559.70	$823.29	$750.00
		31-301-400 - RE Taxes - Delinquent Tax Claims			$2,077.98	$0.00
		301 - Real Property Taxes Subtotal	**$222,512.09**	**$221,833.66**	**$223,940.81**	**$229,502.00**
	341 - Interest Earnings	31-341-100 - Interest	$11,122.73	$7,848.57	$5,449.02	$5,000.00
		341 - Interest Earnings Subtotal	**$11,122.73**	**$7,848.57**	**$5,449.02**	**$5,000.00**
	399 - Fund Balance	31-399-000 - Fund Balance anticipated		$0.00	$258,475.97	$258,475.97
	31 - FIRE & EMS CAPITAL FUND Subtotal		**$233,634.82**	**$229,682.23**	**$487,865.80**	**$492,977.97**
Total			**$233,634.82**	**$229,682.23**	**$487,865.80**	**$492,977.97**

31 Fire and EMS Capital Fund Expenses

31 – FIRE & EMS CAPITAL FUND

Expense comparison by department and account

Fund	Department	Account Code / Description	Prior Year 3 Actual Expense	Prior Year 2 Actual Expense	Prior Year Actual Expense	Admin Recommended Comparison
31 - FIRE & EMS CAPITAL FUND	420 - Capital Purchases	31-420-000 - Capital Purchases	-	-	-	-
31 - FIRE & EMS CAPITAL FUND	420 - Capital Purchases	31-420-100 - Equipment Purchases				-
31 - FIRE & EMS CAPITAL FUND	420 - Capital Purchases	31-420-100 - PPEMS Capital Equipment	$40,863.21	$66,115.45	$66,048.45	$20,186.47
31 - FIRE & EMS CAPITAL FUND	420 - Capital Purchases	31-420-200 - VFC Capital Equipment	$189,979.64	$100,000.00	$100,000.00	$400,000.00
31 - FIRE & EMS CAPITAL FUND	**420 - Capital Purchases**	**420 - Capital Purchases Subtotal**	**$230,842.85**	**$166,115.45**	**$166,048.45**	**$420,186.47**
31 - FIRE & EMS CAPITAL FUND	480 - Other Services & Charges	31-480-300 - Other Services & Charges	-	-	-	-
31 - FIRE & EMS CAPITAL FUND	**480 - Other Services & Charges**	**480 - Other Services & Charges Subtotal**	**-**	**-**	**-**	**-**
31 - FIRE & EMS CAPITAL FUND	31 - FIRE & EMS CAPITAL FUND Subtotal		$230,842.85	$166,115.45	$166,048.45	$420,186.47
Total		**Grand Total**	**$230,842.85**	**$166,115.45**	**$166,048.45**	**$420,186.47**

32 Storm Water Fund Revenue

32 – STORM WATER FUND

Revenue comparison by department and account

Fund	Department	Account Code / Description	Prior Year 3 Actual Revenue	Prior Year 2 Actual Revenue	Prior Year Actual Revenue	Anticipated Revenue Comparison
32 - STORMWATER FUND	301 - Real Property Taxes	32-301-100 - RE Taxes - Current Year	$108,738.87	$111,006.98	$110,519.77	-
32 - STORMWATER FUND	301 - Real Property Taxes	32-301-200 - RE Taxes - Prior Years	$1,152.21	$1,275.38	$628.39	$500.00
32 - STORMWATER FUND	301 - Real Property Taxes	32-301-400 - RE Taxes - Delinquent Tax Claims			$1,039.00	-
32 - STORMWATER FUND	**301 - Real Property Taxes**	**301 - Real Property Taxes Subtotal**	**$109,891.08**	**$112,282.36**	**$112,187.16**	**$500.00**
32 - STORMWATER FUND	341 - Interest Earnings	32-341-100 - Interest	$10,747.49	$11,460.52	$7,906.04	$5,000.00
32 - STORMWATER FUND	**341 - Interest Earnings**	**341 - Interest Earnings Subtotal**	**$10,747.49**	**$11,460.52**	**$7,906.04**	**$5,000.00**
32 - STORMWATER FUND	361 - 361	32-361-326 - Stormwater Exemption Fee	$12,183.00	$20,227.50	$10,354.00	$7,500.00
32 - STORMWATER FUND	**361 - 361**	**361 - 361 Subtotal**	**$12,183.00**	**$20,227.50**	**$10,354.00**	**$7,500.00**
32 - STORMWATER FUND	399 - Fund Balance Forward	32-399-000 - Fund Balance Forward	-	-	-	$584,135.48
32 - STORMWATER FUND	**399 - Fund Balance Forward**	**399 - Fund Balance Forward Subtotal**	**-**	**-**	**-**	**$584,135.48**
32 - STORMWATER FUND	32 - STORMWATER FUND Subtotal		$132,821.57	$143,970.38	$130,447.20	$597,135.48
Total		**Grand Total**	**$132,821.57**	**$143,970.38**	**$130,447.20**	**$597,135.48**

2027 BUDGET PREPARATION – EXPENSE COMPARISON

32 – STORMWATER FUND

32 Storm Water Fund Expenses

Fund	Department	Account Code / Description	Prior Year 3 Actual Expense	Prior Year 2 Actual Expense	Prior Year Actual Expense	Admin Recommended Comparison
32 - STORMWATER FUND	000 - 000	32-000-000 - Expenses	-	-	-	-
32 - STORMWATER FUND	**000 - 000**	**000 - 000 Subtotal**	**-**	**-**	**-**	**-**
32 - STORMWATER FUND	404 - 404	32-404-310 - Legal Expense	-	-	-	-
32 - STORMWATER FUND	**404 - 404**	**404 - 404 Subtotal**	**-**	**-**	**-**	**-**
32 - STORMWATER FUND	408 - 408	32-408-313 - Engineering Expense	$13,356.25	$4,068.35	$5,694.37	$7,000.00
32 - STORMWATER FUND	**408 - 408**	**408 - 408 Subtotal**	**$13,356.25**	**$4,068.35**	**$5,694.37**	**$7,000.00**
32 - STORMWATER FUND	409 - 409	32-409-700 - Capital Projects	-	-	-	-
32 - STORMWATER FUND	409 - 409	32-409-701 - Basin 045-1 (Summer Meadow)	-	-	-	-
32 - STORMWATER FUND	409 - 409	32-409-702 - Basin 052-01 (Summer Meadow)	-	-	-	-
32 - STORMWATER FUND	409 - 409	32-409-703 - Basin 047-01 (Summer Hill)	-	-	-	-
32 - STORMWATER FUND	409 - 409	32-409-704 - Basin 048-01 (Summer Hill)	-	-	-	-
32 - STORMWATER FUND	409 - 409	32-409-705 - Basin 050-01 (Summer Hill)	-	-	-	-
32 - STORMWATER FUND	409 - 409	32-409-706 - Basin 001-01 (Landis Greene)	-	-	-	-
32 - STORMWATER FUND	409 - 409	32-409-707 - Basin 003-01 (Landis Greene)	-	-	-	-
32 - STORMWATER FUND	409 - 409	32-409-708 - Basin 035-01 (Patriots Ridge)	$5,080.00	$33.00	-	-
32 - STORMWATER FUND	409 - 409	32-409-709 - Basin 055-01 (Country Ridge)	-	$3,200.00	-	-
32 - STORMWATER FUND	**409 - 409**	**409 - 409 Subtotal**	**$5,080.00**	**$3,233.00**	**-**	**-**
32 - STORMWATER FUND	480 - Other Services & Charges	32-480-300 - Fees				-
32 - STORMWATER FUND	480 - Other Services & Charges	32-480-300 - Other Services & Charges	$2,500.00	$2,500.00	-	-
32 - STORMWATER FUND	**480 - Other Services & Charges**	**480 - Other Services & Charges Subtotal**	**$2,500.00**	**$2,500.00**	**-**	**-**
32 - STORMWATER FUND	492 - 492	32-492-100 - Interfund Operating Transfers			-	$400,000.00
32 - STORMWATER FUND	**492 - 492**	**492 - 492 Subtotal**			**-**	**$400,000.00**
32 - STORMWATER FUND	32 - STORMWATER FUND Subtotal		$20,936.25	$9,801.35	$5,694.37	$407,000.00
Total		**Grand Total**	**$20,936.25**	**$9,801.35**	**$5,694.37**	**$407,000.00**

35 Liquid Fuels Revenue

35 – LIQUID FUELS FUND

Revenue comparison by department and account

Fund	Department	Account Code / Description	Prior Year 3 Actual Revenue	Prior Year 2 Actual Revenue	Prior Year Actual Revenue	Anticipated Revenue Comparison
35 - LIQUID FUELS FUND	341 - Interest Earnings	35-341-100 - Interest Earnings	$8,818.24	$8,324.88	$5,547.17	$4,000.00
35 - LIQUID FUELS FUND	**341 - Interest Earnings**	**341 - Interest Earnings Subtotal**	**$8,818.24**	**$8,324.88**	**$5,547.17**	**$4,000.00**
35 - LIQUID FUELS FUND	355 - State Shared Revenue	35-355-020 - Motor Vehicles Fuel Taxes	$476,769.52	$474,492.10	$469,878.66	$470,862.52
35 - LIQUID FUELS FUND	**355 - State Shared Revenue**	**355 - State Shared Revenue Subtotal**	**$476,769.52**	**$474,492.10**	**$469,878.66**	**$470,862.52**
35 - LIQUID FUELS FUND	380 - Miscellaneous Revenue	35-380-100 - Misc. Revenue	$451.71	$2,522.20	$6,093.04	$500.00
35 - LIQUID FUELS FUND	**380 - Miscellaneous Revenue**	**380 - Miscellaneous Revenue Subtotal**	**$451.71**	**$2,522.20**	**$6,093.04**	**$500.00**
35 - LIQUID FUELS FUND	399 - Fund Balance Forward	35-399-000 - Fund Balance Forward	-	-	-	$81,529.23
35 - LIQUID FUELS FUND	**399 - Fund Balance Forward**	**399 - Fund Balance Forward Subtotal**	**-**	**-**	**-**	**$81,529.23**
35 - LIQUID FUELS FUND	35 - LIQUID FUELS FUND Subtotal		$486,039.47	$485,339.18	$481,518.87	$556,891.75
Total		**Grand Total**	**$486,039.47**	**$485,339.18**	**$481,518.87**	**$556,891.75**

35 Liquid Fuels Expenses

35 – LIQUID FUELS FUND

Expense comparison by department and account

Fund	Department	Account Code / Description	Prior Year 3 Actual Expense	Prior Year 2 Actual Expense	Prior Year Actual Expense	Admin Recommended Comparison
35 - LIQUID FUELS FUND	430 - Pworks Highways Roads & Streets	35-430-000 - Pworks Highways Roads & Streets	-	-	-	-
35 - LIQUID FUELS FUND	430 - Pworks Highways Roads & Streets	35-430-740 - Major Equipment Purchases				-
35 - LIQUID FUELS FUND	430 - Pworks Highways Roads & Streets	35-430-741 - Major Equip Purchase - Interest				-
35 - LIQUID FUELS FUND	430 - Pworks Highways Roads & Streets	35-430-742 - Major Equip Purchase -Principal				-
35 - LIQUID FUELS FUND	**430 - Pworks Highways Roads & Streets**	**430 - Pworks Highways Roads & Streets Subtotal**	**-**	**-**	**-**	**-**
35 - LIQUID FUELS FUND	431 - Street Cleaning	35-431-000 - Street Cleaning	$11,520.00	$10,360.00	$14,515.00	-
35 - LIQUID FUELS FUND	**431 - Street Cleaning**	**431 - Street Cleaning Subtotal**	**$11,520.00**	**$10,360.00**	**$14,515.00**	**-**
35 - LIQUID FUELS FUND	432 - 432	35-432-220 - Snow Supplies	$5,176.03	$61,550.41	$39,715.60	$45,000.00
35 - LIQUID FUELS FUND	432 - 432	35-432-230 - Snow Removal expense	-	-	-	-
35 - LIQUID FUELS FUND	**432 - 432**	**432 - 432 Subtotal**	**$5,176.03**	**$61,550.41**	**$39,715.60**	**$45,000.00**
35 - LIQUID FUELS FUND	433 - Traffic Control Devices	35-433-000 - Traffic Control Devices	$4,195.14	$4,341.28	$4,677.46	$8,000.00
35 - LIQUID FUELS FUND	433 - Traffic Control Devices	35-433-250 - Street Sign Repair	$3,016.40	$5,666.11	$4,526.92	$9,500.00
35 - LIQUID FUELS FUND	433 - Traffic Control Devices	35-433-370 - Traffic Signal Repairs	-	-	-	-
35 - LIQUID FUELS FUND	**433 - Traffic Control Devices**	**433 - Traffic Control Devices Subtotal**	**$7,211.54**	**$10,007.39**	**$9,204.38**	**$17,500.00**
35 - LIQUID FUELS FUND	434 - Street Lighting	35-434-000 - Street Lighting	$51,881.18	$63,703.14	$57,166.30	$70,000.00
35 - LIQUID FUELS FUND	**434 - Street Lighting**	**434 - Street Lighting Subtotal**	**$51,881.18**	**$63,703.14**	**$57,166.30**	**$70,000.00**
35 - LIQUID FUELS FUND	438 - 438	35-438-250 - Road Maintenance Supplies	$26,508.28	$43,203.37	$28,745.51	$45,000.00
35 - LIQUID FUELS FUND	438 - 438	35-438-610 - Major Road Constuction	-	-	$314,506.79	-
35 - LIQUID FUELS FUND	**438 - 438**	**438 - 438 Subtotal**	**$26,508.28**	**$43,203.37**	**$343,252.30**	**$45,000.00**
35 - LIQUID FUELS FUND	439 - Highway Construction Projects	35-439-000 - Highway Construction Projects	$317,223.45	$333,287.59	-	$300,000.00
35 - LIQUID FUELS FUND	**439 - Highway Construction Projects**	**439 - Highway Construction Projects Subtotal**	**$317,223.45**	**$333,287.59**	**-**	**$300,000.00**
35 - LIQUID FUELS FUND	471 - Debt Service - Principal	35-471-000 - Debt Service - Principal	-	-	-	-
35 - LIQUID FUELS FUND	**471 - Debt Service - Principal**	**471 - Debt Service - Principal Subtotal**	**-**	**-**	**-**	**-**
35 - LIQUID FUELS FUND	472 - Debt Service - Interest	35-472-000 - Debt Service - Interest	-	-	-	-
35 - LIQUID FUELS FUND	472 - Debt Service - Interest	35-472-900 - Interesr 2015 G.O.	-	-	-	-
35 - LIQUID FUELS FUND	**472 - Debt Service - Interest**	**472 - Debt Service - Interest Subtotal**	**-**	**-**	**-**	**-**
35 - LIQUID FUELS FUND	475 - 475	35-475-100 - Fiscal Agent Fees	-	-	-	-
35 - LIQUID FUELS FUND	**475 - 475**	**475 - 475 Subtotal**	**-**	**-**	**-**	**-**
35 - LIQUID FUELS FUND	35 - LIQUID FUELS FUND Subtotal		$419,520.48	$522,111.90	$463,853.58	$477,500.00
Total		**Grand Total**	**$419,520.48**	**$522,111.90**	**$463,853.58**	**$477,500.00**

94 Community Cares Revenue

Fund	Department	Account Code/Desc	Prior Year 3 Actual Revenue	Prior Year 2 Actual Revenue	Prior Year Actual Revenue	Anticipated Revenue Comparison
94 - COMMUNITY CARE	341 - Interest Earnings	94-341-000 - Interest Income	$567.00	$692.50	$542.50	$100.00
		341 - Interest Earnings Subtotal	**$567.00**	**$692.50**	**$542.50**	**$100.00**
	387 - Donations	94-387-000 - Shop with a Cop Donations	$5,288.84	$49,934.13	$28,225.00	$25,000.00
		387 - Donations Subtotal	**$5,288.84**	**$49,934.13**	**$28,225.00**	**$25,000.00**
	399 - Fund Balance Forward	94-399-000 - Balance Forward	$0.00	$0.00	$0.00	$43,671.39
		399 - Fund Balance Forward Subtotal	**$0.00**	**$0.00**	**$0.00**	**$43,671.39**
	94 - COMMUNITY CARE FUND Subtotal		**$5,855.84**	**$50,626.63**	**$28,767.50**	**$68,771.39**
Total			**$5,855.84**	**$50,626.63**	**$28,767.50**	**$68,771.39**

94 Community Cares Expenses

Fund	Department	Account Code/Desc	Prior Year 3 Actual Expense	Prior Year 2 Actual Expense	Prior Year Actual Expense	Admin Recommended Comparison
94 - COMMUNITY CARE FUND	**000 - 000**	**94-000-000 - Expenses**	$0.00	$0.00	$0.00	$0.00
		000 - 000 Subtotal	***$0.00***	***$0.00***	***$0.00***	***$0.00***
94 - COMMUNITY CARE FUND	**406 - 406**	**94-406-540 - Shop with a Cop**	$239.65	$41,000.00	$1,468.39	$25,000.00
		406 - 406 Subtotal	***$239.65***	***$41,000.00***	***$1,468.39***	***$0.00***
94 - COMMUNITY CARE FUND	**492 - Transfer to Other Funds**	**94-492-000 - Transfer to Other Funds**	$0.00	$0.00	$0.00	$0.00
		492 - Transfer to Other Funds Subtotal	***$0.00***	***$0.00***	***$0.00***	***$0.00***
	94 - COMMUNITY CARE FUND Subtotal		**$239.65**	**$41,000.00**	**$1,468.39**	**$25,000.00**
Total			**$239.65**	**$41,000.00**	**$1,468.39**	**$25,000.00**

2027 Public Works 5 Year Capital and Road Plan

Item -Roads	2026	2027	2028	2029	2030	Notes
In- house Paving	$55,000	~	$70,000	$75,000	$80,000	
Bituminous Seal Coat	~	~	~	$300,000	~	
Line Striping	~	$65,000	~	~	~	
C-Top Replacement	$30,000	$30,000				
Crack Seal	~		$60,000			
Storm Pipe Replacement	$25,000	$25,000	$25,000	~	~	
Contracted Paving	$300,000	~	$350,000	$300,000	$300,000	2027 LG Phase 2, 2028 BHH, 2029 OE or Har, 2030 NB 231 SWG,
Landis Green	~	$300,000	~	~	~	Ultra-thin Wearing Course
Cabin Run	~	~	~	TBD		Ultra-thin Wearing Course
Landisville Road Cost Share	$50,000	~	~	~	~	One-time
Landisville Road -Annual	$4,700	$4,700	$4,700	$4,700	$4,700	
TOTAL	**$464,700**	**$424,700**	**$509,700**	**$679,700**	**$384,700**	

Item-Equipment	2026	2027	2028	2029	2030	Notes
2000 BOBCAT SKIDSTEER	X	X	X	X	X	
2002 FORD F-550 Bucket Truck	X	X	$250,000	X	X	
2002 FORD F-550	X	X	X	X	X	Keep for Parts
2002 STERLING	X	X	X	X	X	
2003 FORD F-550 - PARKS	$65,000	$40,000.00	X	X	X	Taking a loan for $165,000 truck. S/B $40,000 annual payment for year 5 years
2003 JOHN DEERE BACKHOE	$175,000	X	X	X	X	
2006 INTERNATIONAL 7400	X			$290,000	X	
2012 Peterbilt	X	X	X		$315,000	
2013 Ford F-550	$41,266	X	X	X	X	
2014 Chevy Traverse	X	X	X	X	X	
2016 Ford Utility Truck	X	X	X	X	X	
2018 Ford F-550 XL - PARKS	X	X	X	X	X	
2019 Chevrolet Colorado	X	X	X	X	X	
2019 Peterbilt	X	X	X	X	X	
2025 Peterbilt - multi use	$105,000	$105,000	$105,000	$105,000	$105,000	
Shoulder Machine	$15,000	X	X	X	X	
Mini Excavator - Water	X	X	X	X	X	
TOTAL	**$401,266**	**$145,000**	**$355,000**	**$395,000**	**$420,000**	

PLUMSTEAD TOWNSHIP | 2027 INSURANCE BUDGET

Planning allocation • full available RSF applied • all eight departments

Medical / dental / Rx only; before employee contributions and separately billed HRA claims.

Department	Account	Annual premium[1]	Annual RSF credit	2027 annual expense	Monthly equivalent	Expense share
Manager (Couple)	1.401.156	$30,447.59	$3,632.16	**$26,815.43**	$2,234.62	3.8%
Finance	1.402.156	$10,187.03	$1,816.08	**$8,370.95**	$697.58	1.2%
Administration	1.405.156	$37,135.32	$7,264.32	**$29,871.00**	$2,489.25	4.2%
Police	1.410.156	$492,735.67	$72,643.24	**$420,092.43**	$35,007.70	59.3%
Code & Zoning	1.413.156	$22,449.77	$7,264.32	**$15,185.45**	$1,265.45	2.1%
Parks & Open Space	1.454.156	$37,135.32	$7,264.32	**$29,871.00**	$2,489.25	4.2%
Public Works	1.430.156	$157,614.37	$24,517.09	**$133,097.28**	$11,091.44	18.8%
Water	6.448.156	$55,239.29	$9,988.47	**$45,250.82**	$3,770.90	6.4%
ALL DEPARTMENTS		**$842,944.36**	**$134,390.00**	**$708,554.36**	**$59,046.20**	**100.0%**
General Fund		$787,705.07	$124,401.53	$663,303.54	$55,275.30	93.6%
Water Fund		$55,239.29	$9,988.47	$45,250.82	$3,770.90	6.4%

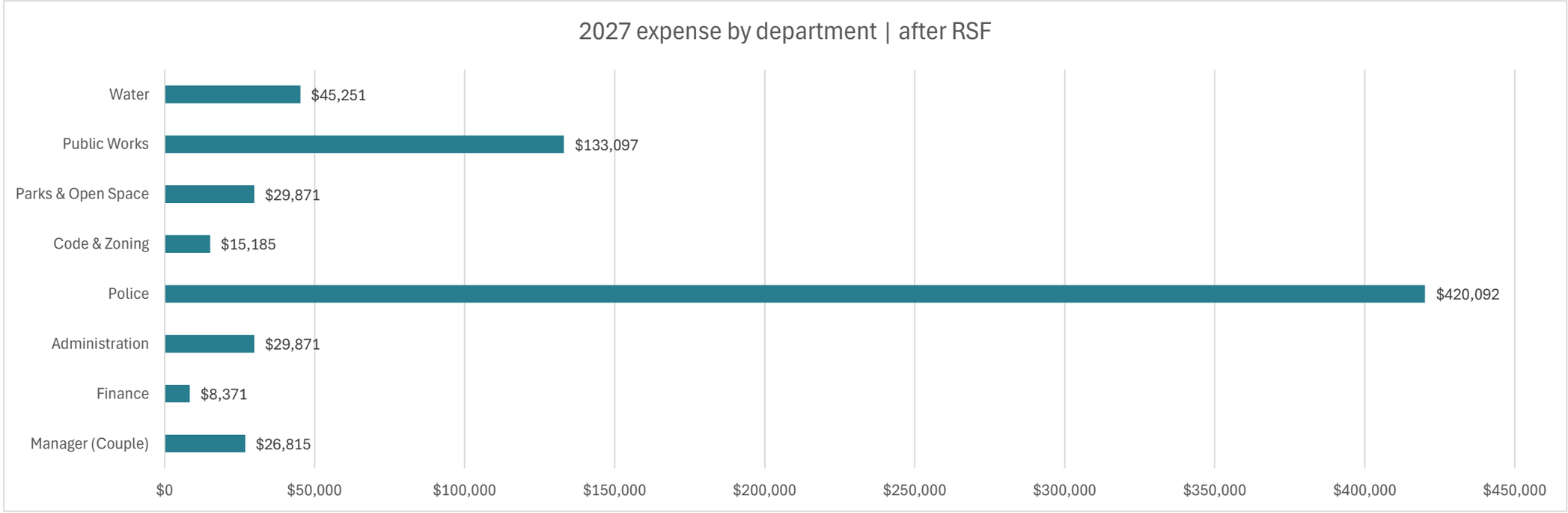

Schedule B

2027 Property & Liability Renewal | Plumstead Township

2026 estimated annual premium	$139,169.00
2027 estimated annual premium	**$153,320.00**
Annual premium increase	$14,151.00
Annual premium increase (%)	10.17%

Department	Account #	Allocation	2026 Annual	2027 Annual	2027 Quarterly	Annual Increase
Supervisors	400-350	10%	$13,916.90	$15,332.00	$3,833.00	$1,415.10
Admin	01-486-351	10%	$13,916.90	$15,332.00	$3,833.00	$1,415.10
Police	410-351	19%	$26,442.11	$29,130.80	$7,282.70	$2,688.69
Public Works	430-351	13%	$18,091.97	$19,931.60	$4,982.90	$1,839.63
Parks	454-351	13%	$18,091.97	$19,931.60	$4,982.90	$1,839.63
Water	06-448-350	17%	$23,658.73	$26,064.40	$6,516.10	$2,405.67
Fire and Rescue	03-411-350	18%	$25,050.42	$27,597.60	$6,899.40	$2,547.18
Total		**100%**	**$139,169.00**	**$153,320.00**	**$38,330.00**	**$14,151.00**

Schedule C

2027 WORKERS' COMPENSATION | DEPARTMENTS

Plumstead Township • Annual budget allocation based on the DVWCT renewal

2027 ANNUAL CONTRIBUTION **$116,215.00** **INCREASE FROM 2026** **$5,530.00**

Department	Expense	Allocation	Annual budget	Q1 budget	Q2 budget	Q3 budget	Q4 budget
Admin	01-405-354	5.0%	$5,810.75	$1,452.69	$1,452.69	$1,452.69	$1,452.68
Police	01-410-354	30.0%	$34,864.50	$8,716.13	$8,716.13	$8,716.13	$8,716.11
Public Works	01-430-354	30.0%	$34,864.50	$8,716.13	$8,716.13	$8,716.13	$8,716.11
Ambulance	01-412-354	5.0%	$5,810.75	$1,452.69	$1,452.69	$1,452.69	$1,452.68
Fire Dept.	03-411-354	30.0%	$34,864.50	$8,716.13	$8,716.13	$8,716.13	$8,716.11
TOTAL		**100.0%**	**$116,215.00**	**$29,053.77**	**$29,053.77**	**$29,053.77**	**$29,053.69**

Annual allocation less renewal $0.00
Quarterly budgets less annual $0.00

ALLOCATION BASIS & USE

Schedule D

2027 DEBT SERVICE | Budget & repayment schedules

2027 BUDGET

Debt / account codes	Principal	Interest	Total
2016 Note 1 · 471/472-100	—	—	—
2016 Note 2 · 471/472-200	68,600.00	20,228.24	88,828.24
2020 Bond · 471/472-600	640,000.00	95,100.00	735,100.00
2020A Bond · 471/472-900	335,000.00	48,900.00	383,900.00
TOTAL 2027 PAYMENTS	**1,043,600.00**	**164,228.24**	**1,207,828.24**

REMAINING AT YEAR-END 2026

Debt	Interest	Principal	Total
2020A Bond	198,500.00	2,445,000.00	2,643,500.00
2016 Note 2	185,935.24	1,487,370.00	1,673,305.24
2020 Bond	387,500.00	4,755,000.00	5,142,500.00
TOTAL REMAINING	**771,935.24**	**8,687,370.00**	**9,459,305.24**

2020A G.O. BOND

Original $4,620,000 · Refunding of 2015 bond

Year / special terms	Interest	Principal	Total
2025	60,225.00	315,000.00	375,225.00
2026	55,500.00	330,000.00	385,500.00
2027	48,900.00	335,000.00	383,900.00
2028	42,200.00	340,000.00	382,200.00
2029	35,400.00	345,000.00	380,400.00
2030	28,500.00	345,000.00	373,500.00
2031	21,600.00	355,000.00	376,600.00
2032	14,500.00	355,000.00	369,500.00
Maturity - 2033	7,400.00	370,000.00	377,400.00
SCHEDULE TOTAL	**314,225.00**	**3,090,000.00**	**3,404,225.00**

2016 G.O. NOTE 2 | Bridge projects

Original $2,500,000 · Rate reset maximum 5%

Year / special terms	Interest	Principal	Total
2025	23,206.64	108,350.00	131,556.64
2026	21,733.08	110,650.00	132,383.08
RATE RESET (Max 5%) 2027	20,228.24	68,600.00	88,828.24
2028	19,295.28	71,900.00	91,195.28
2029	18,317.44	75,750.00	94,067.44
2030	17,287.24	79,550.00	96,837.24
2031	16,205.36	83,600.00	99,805.36
2032	15,068.40	87,700.00	102,768.40
2033	13,875.68	92,300.00	106,175.68
2034	12,620.40	95,000.00	107,620.40
2035	11,328.40	95,000.00	106,328.40
2036	10,036.40	94,000.00	104,036.40
RATE RESET (Max 5%) 2037	8,758.00	94,000.00	102,758.00
2038	7,479.60	93,000.00	100,479.60
2039	6,214.80	93,000.00	99,214.80
2040	4,950.00	50,000.00	54,950.00
Maturity - 2041	4,270.00	313,970.00	318,240.00
SCHEDULE TOTAL	**230,874.96**	**1,706,370.00**	**1,937,244.96**

2020 G.O. BOND

Original $8,550,000 · Refunding of 2013 bond

Year / special terms	Interest	Principal	Total
2025	119,900.00	615,000.00	734,900.00
2026	107,600.00	625,000.00	732,600.00
2027	95,100.00	640,000.00	735,100.00
2028	82,300.00	655,000.00	737,300.00
2029	69,200.00	665,000.00	734,200.00
2030	55,900.00	680,000.00	735,900.00
2031	42,300.00	695,000.00	737,300.00
2032	28,400.00	705,000.00	733,400.00
Maturity - 2033	14,300.00	715,000.00	729,300.00
SCHEDULE TOTAL	**615,000.00**	**5,995,000.00**	**6,610,000.00**

2016 G.O. NOTE 1 | Water Fund

Original $2,569,984.17 · Principal-only portion

Year / special terms	Interest	Principal	Total
Maturity - 2022	5,396.36	356,784.41	362,180.77
SCHEDULE TOTAL	**5,396.36**	**356,784.41**	**362,180.77**

2027 payments shaded green. Account codes: principal 471; interest 472. Rate resets and maturity labels retained.

Figures link to Sheet1; original schedules, formulas and historical amounts are unchanged.

2026 Water Fund
Debt Service Budget Total
Schedule E

2027 Water Fund Debt Service Budget Totals

471-100	Principal	75,000.00
472-100	Interest	17,246.25
Total 2027 Payments		**92,246.25**

TD Loan #004-00001-2225704-9005

G.O. Note 1 of 2020 (ORIGINAL AMOUNT $1,500,000) -NWWA Interconnection

Year	Interest	Principal	
2025	19,710.00	75,000.00	94,710.00
2026	18,478.13	75,000.00	93,478.13
2027	17,246.25	75,000.00	92,246.25
2028	16,058.26	75,000.00	91,058.26
2029	14,782.50	75,000.00	89,782.50
2030	13,550.63	75,000.00	88,550.63
2031	12,318.75	75,000.00	87,318.75
2032	11,117.26	75,000.00	86,117.26
2033	9,855.00	75,000.00	84,855.00
2034	8,623.13	75,000.00	83,623.13
2035	7,391.25	75,000.00	82,391.25
2036	6,176.26	75,000.00	81,176.26
2037	4,927.50	75,000.00	79,927.50
2038	3,695.63	75,000.00	78,695.63
2039	2,463.75	75,000.00	77,463.75
Maturity - 2040	1,235.26	75,000.00	76,235.26
	$167,629.56	**$1,200,000.00**	**$1,367,629.56**

2027 Payment Schedule - $1.5 million

Date	Interest	Principal	Total
06/01/27	8,599.50		8,599.50
12/01/27	8,646.75	75,000.00	83,646.75
YE Total	**17,246.25**	**75,000.00**	**92,246.25**